

The Thematic Approach to teaching Chinese

主题式的中文教学



What do successful Chinese language learners look like?

有成功地学中文的学生是什么样子？



Successful learners take responsibility for their learning

成功的学生对自己的学习负责



• Successful learners are thinkers.

在我的日常生活中，
我如何使用这个字呢？

In my daily life,
how could I use
this phrase?

我需要订购的食物
在一家餐厅什么多余的话？

What extra words will
I need to order food
at a restaurant?

我如何记起这个中文字？

How will I
remember
the
characters?

What themes
really
interest me?

感到最有兴趣？

聽起來

How will I
demonstrate my
understanding to the
teacher?


我将如何展示我
所学到的知识给
老师看呢？



Successful Learners are active.

主动学习



A young boy with short hair, wearing a blue and white plaid shirt and dark pants, is holding a large white sign with a blue border. The sign contains text in both English and Chinese. The background is plain white.

**What is a
theme?**

主题是什么呢？

Traditional approach

教中文的传统方法

Introduction	Let's meet our friends! The 4 Chinese sounds
Chapter 1	Hello!
Chapter 2	Names & Numbers
Chapter 3	Age & Numbers
Chapter 4	My Family
Chapter 5	My Home
Chapter 6	My School Bag
Chapter 7	Food & Drink
Chapter 8	Parts of the Body
Chapter 9	What's the Time?
Chapter 10	My Clothes

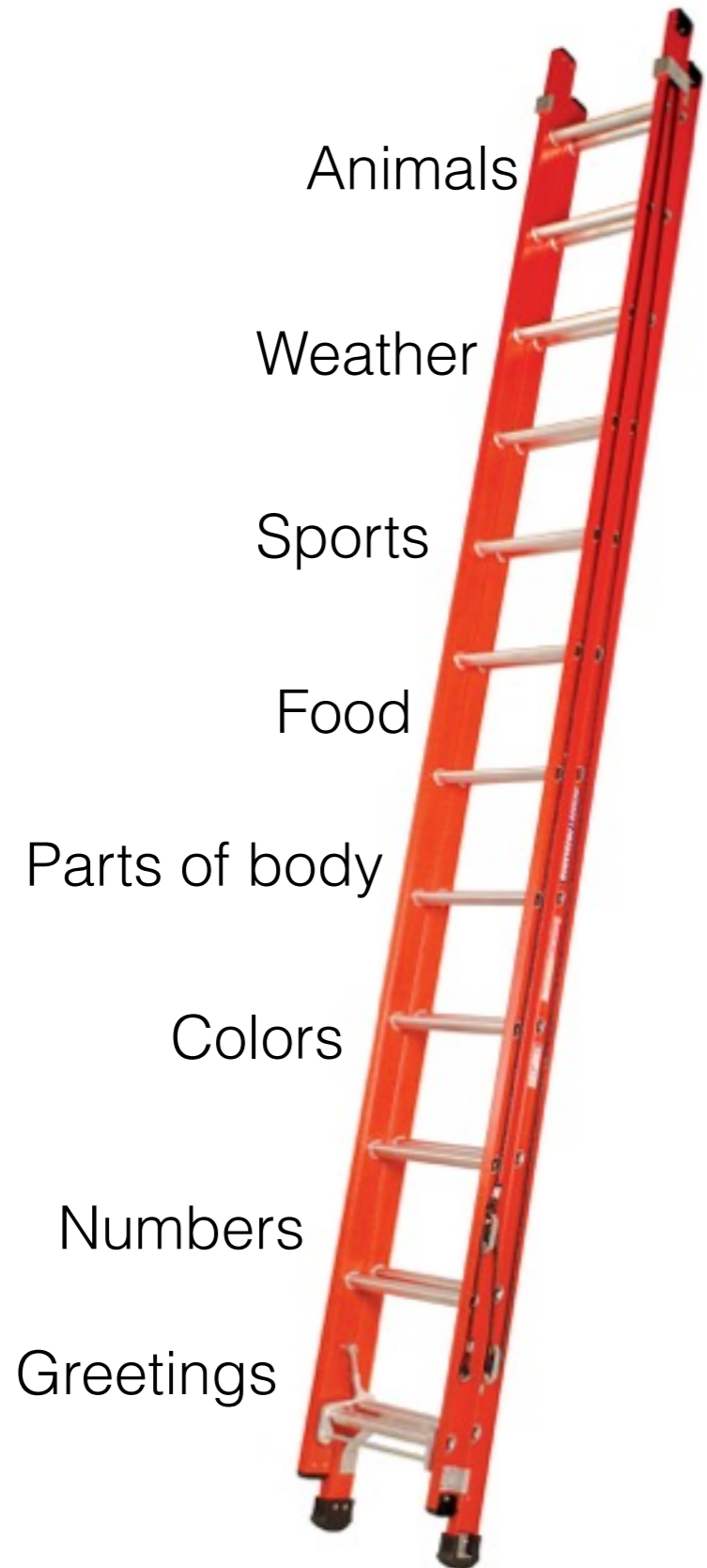
传授
Teach

评量
Assess


前进下个主题
Move onto
new topic



Topics 题目



Theme 主题



我是一个思想家

I am a
thinker

我是一个主动的学生

I am an
active learner

我对学习负责

I am an
responsible for
my learning



Traditional Approach

教中文的传统方法

Greetings

Name and Age

All about me

Numbers

My Family

My Pets

Food and Drink

Sequential

乏味的按部就班

Topic
Approach
to teaching Chinese

No purpose

没有目的

No context

没有上下文

Isolated topics

单独的话题


What is the difference?

有什么区别？

Topics 题目



Themes 主题





Themes give
a **context** for
learning

topic

topic

topic

topic

topic

topic

主题式学习让你了解其中的来龙去脉

**Themes give students practical skills to
communicate in the real world.**

主题让学生能实际地操作生活中的技能

?



Topic: Clothing

题材式教学:衣服

names of clothes
衣服的名字



color of clothes
衣服的颜色



What is this? This is my...

这是什么..这是我的...

Topic: Clothing

Learning Outcomes

衣服的名字

names of clothes

T恤
毛线衣
长裤
短裤
连衣裙
裙子
帽子
围巾
手套
鞋子
袜子
大衣

衣服的颜色

color of clothes

这是什么颜色?

红色
绿色
蓝色
白色
黑色
黄色
粉红色
紫色

What is this? This is my...

这是什么..这是我的...



Wear

穿运动鞋
戴帽子

Theme: Mom, I need new clothes!



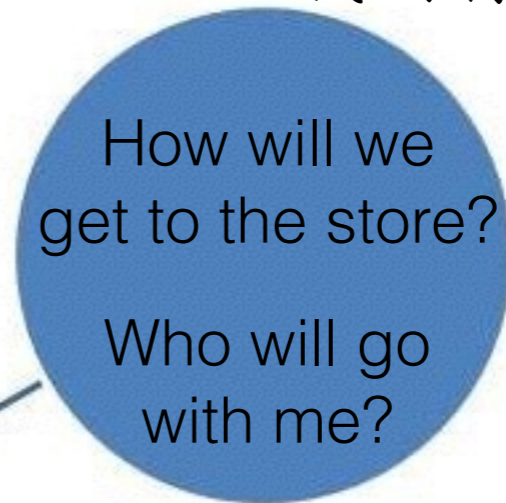
妈妈，
我需要买新的
衣服吧。

Brainstorm with students 跟学生一起动动脑

您最喜欢什么样的衣服？



你需要买什么样的衣服？



我们将如何去商店？



谁想跟我们一起去买东西？



描述你的衣服



我们什么时候去呢？



这件衣服多少钱？

Theme: I need new clothes!


主题式教学： 我需要新的衣服!

• How will we get to the store?

• transport



• numbers



• money



Theme: I need new clothes!

主题式教学：我需要新的衣服！

• Who will go with me?

• friends



• family



Theme: I need new clothes!


主题式教学：我需要新的衣服！

• What new clothes shall we buy?

• clothing



• color



• size



• price



• likes / dislikes

• expressions

Theme: Mom, I need new clothes!

Learning Outcomes

Names of clothes

T恤
毛线衣
长裤
短裤
连衣裙
裙子
帽子
围巾
手套
鞋子
袜子
大衣

Wear

穿运动鞋
戴帽子

What is this? This is my...

这是什么..这是我的...

Color of clothes

这是什么颜色?

红色
绿色
蓝色
白色
黑色
黄色
粉红色
紫色

Transport

我们坐.....去...
火车
船
总线
出租车
走路
自行车

Money

多少钱?
太贵/很便宜
元

Numbers

一 二 三 四 五 六 七 八 九 十

Size

太最大
大小
大小
大小
大小

Descriptions

好看
很漂亮
很帅

Family/friends

爸爸
妈妈
朋友

Likes/dislikes

我喜欢.....
我不喜欢.....
我最喜欢.....

Expressions

太贵了
很便宜
好看
不好看

Topic: Clothing

Names of clothes

衣服的名字

T恤
毛线衣
长裤
短裤
连衣裙
裙子
帽子
围巾
手套
鞋子
袜子
大衣

Color of clothes

这是什么颜色?

红色
绿色
蓝色
白色
黑色
黄色
粉红色
紫色

What is this? This is my...

衣服的颜色

这是什么..这是我的...

Wear

穿运动鞋
戴帽子

Names of clothes

T恤
毛线衣
长裤
短裤
连衣裙
裙子
帽子
围巾
手套
鞋子
袜子
大衣

Color of clothes

这是什么颜色?

红色
绿色
蓝色
白色
黑色
黄色
粉红色
紫色

What is this? This is my...

这是什么..这是我的...

Wear

穿运动鞋
戴帽子



Theme: Mom, I need new clothes!

Size

太大
最小
大小
大一点
小一点

Family/friends

爸爸
妈妈
朋友

Likes/dislikes

我喜欢.....
我不喜欢.....
我最喜欢.....

Transport

我们坐.....去...
火车
船
总线
出租车
走路
自行车

Expressions

太贵了
很便宜
好看
不好看

Money

多少钱?
太贵/很便宜
元

Descriptions

我觉得..
太长
太短
很舒服
很漂亮
很帅

Numbers

一 二 三 四 五 六 七 八 九 十

?



?



Meaningful learning



Students need to know the purpose for learning a language!
学生需要知道学习语言的目的是什么！

The search for meaning is **innate**.

“寻找意义”是与生俱来的能力

The search for meaning comes through **patterning**.

寻找意义是透过思考的模式

Emotions are critical to patterning.

情绪和思考的模式是息息相关的

Themes dig deeper

挖更深

更多语法

- More grammar

多沟通

- More communication

更多的词汇

- More vocabulary



Topic: Greetings and Introduction

问候和介绍



Introduce yourself to the class.

Include:

- An introduction of self
- Your age and nationality
- Your family members
- Hobbies

Theme: I'm a TV Star!

我是一个电视明星



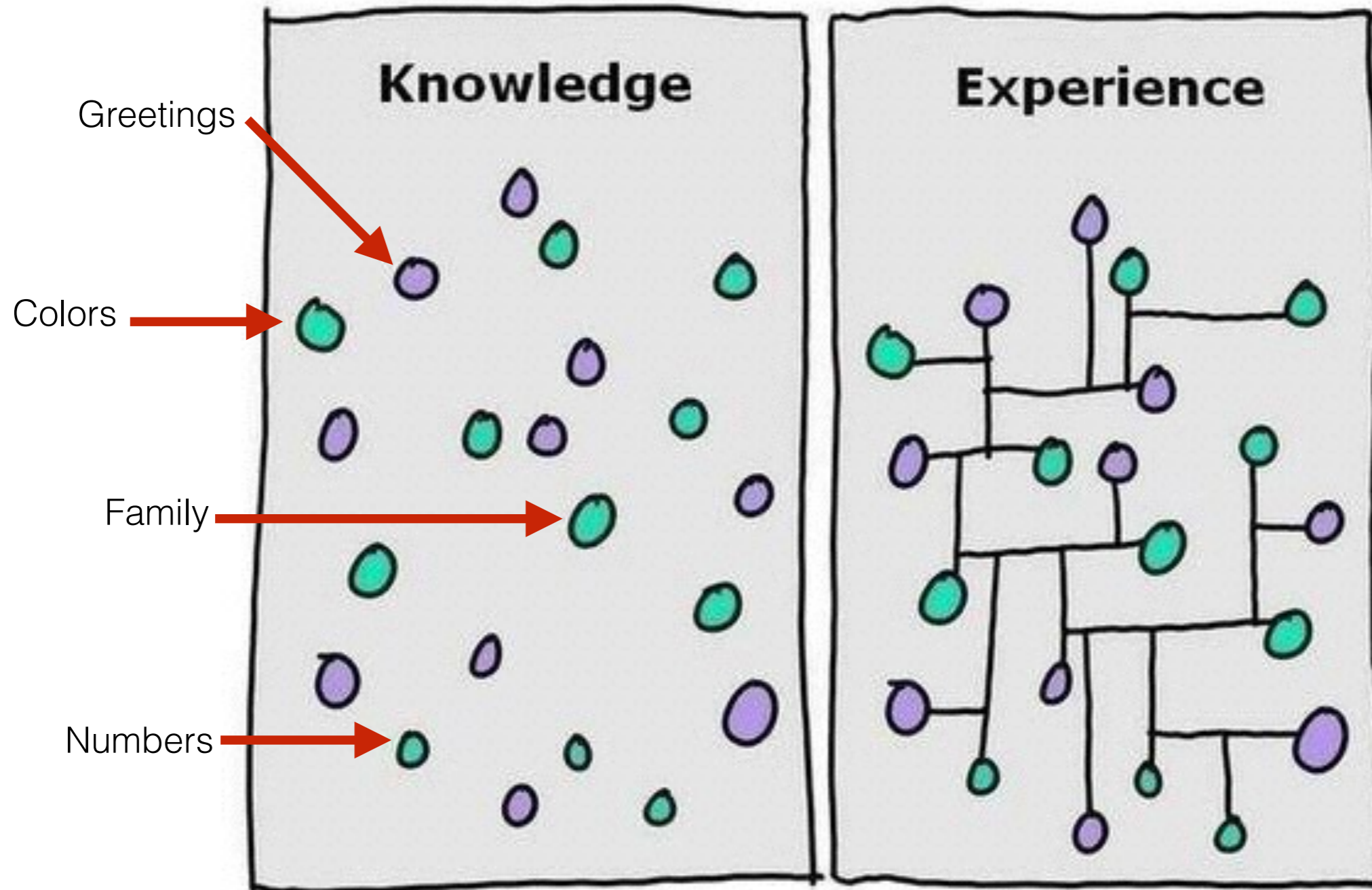
A new TV channel is looking for a host for the Leisure channel.

You will create a video application for the position.

- include introduction of self
- hobbies and interests
- STPVO
- use: 还, 也, 有时候, 常常, 所以

- Themes connect **previous knowledge**

主题连接先前的知识



Learners **apply knowledge.**

学生运用知识，来解决日常生活的问题

Parts of the body
身体部位

My Feelings
我的感受

Dates, Times, Numbers
日期，时间，数字

Descriptions
说明



Themes embed **real-world activities**

现在我知道为什么我学习中文

Now I know why
I am learning
Chinese!



现在我知道如何买到北京的火车票

Now I know how
to buy a train
ticket
to Beijing



Themes **recycle** language

主题让我们回收再利用所学的语言

My Robot

我的机器人



- parts of body
- actions
- greetings and introductions
- size
- color
- numbers
- family



Meeting my Sports hero

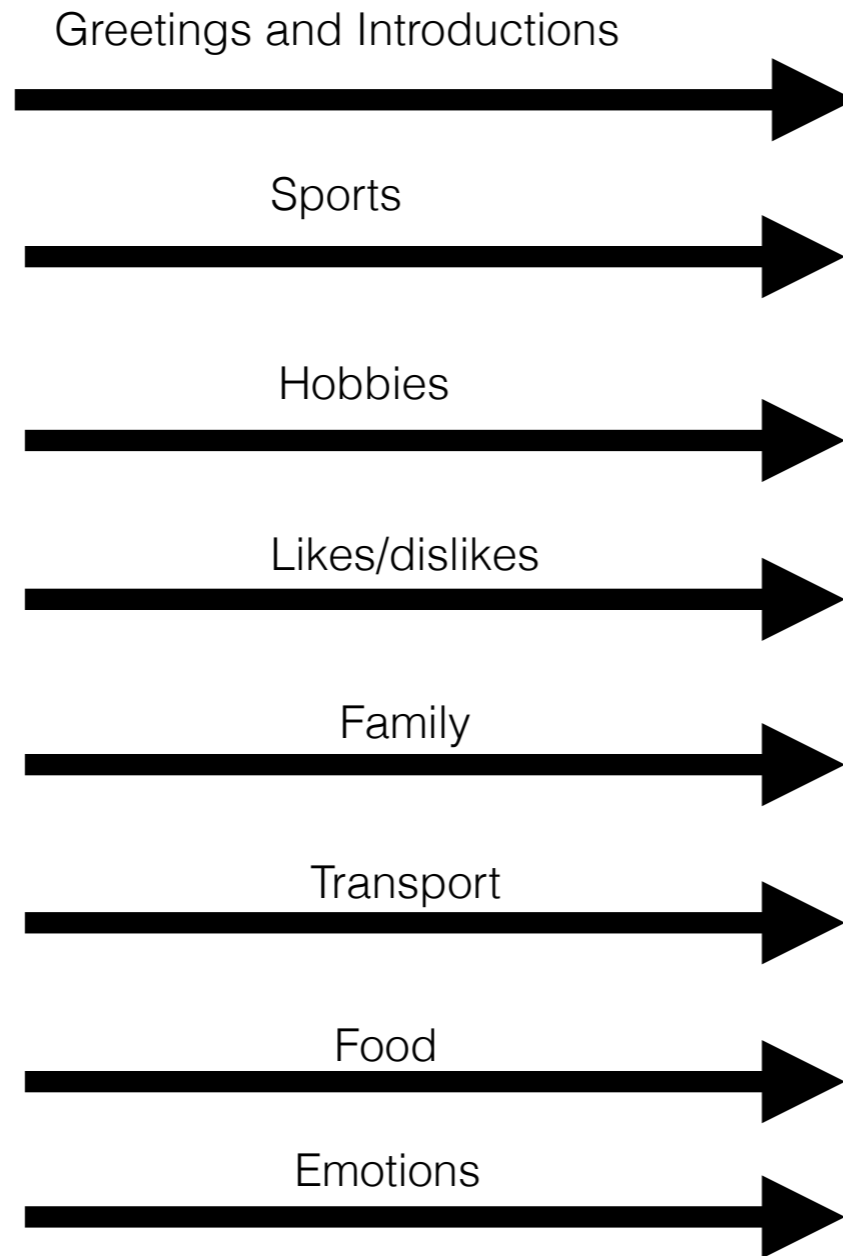
采访我的体育英雄



- greetings and introductions
- sports
- hobbies
- likes/dislikes
- family
- transport
- food
- emotions

Theme: A Night out with your Sports hero

我跟我的体育英雄出去玩儿。



- I will plan a night of fun for my Sports hero.
- I will prepare interview questions.
- I will introduce myself to my Sports hero (name, age, family etc.,)

我该如何开始发展主题式教学呢？

How do I
develop my own
Theme?



STEP 1 Learning Outcomes 学习成果

**What will
students
be able to do?**



STEP 1

Learning Outcomes

学习成果

weather forecast
distance
dates/time
money
shopping
transport
food
price

Students engage in conversations, provide and obtain information, express feelings and emotions, and exchange opinions.

Students will:

1.1 Be able to understand the main points in short passages composed of familiar language.

1.2 Be able to give introductions and oral reports on personal interests and familiar events, for example, an extended weather forecast, their experiences of learning Mandarin and other experiences where they have had an occasion to use authentic language.

1.3 Be able to express intention and volition, as well as their failure to establish meaning, and be able to request additional information.

1.4 Be able to use numbers in relation to distance, time and money.

1.5 Be able to report on personal hobbies and interests.

1.6 Be able to identify and express misunderstandings in a variety of skill modalities and to employ strategies for clarifying meaning and requesting clarification.

1.7 Be able to use and respond to appropriate conventional etiquette and other social norms, for example, to make requests, give polite refusals, give commands and admonitions, make suggestions, show appreciation and respond to holiday greetings.

1.8 Be able to discuss and contrast options and preferences in clothing, shopping, food, weather, transportation and other daily topics.

1.9 Be able to make routine requests and informational inquiries, for example, to ask for and provide street and transportation directions, to make inquiries about price, size, availability and taste when shopping, and to find out about the weather.

1.10 Be able to engage in a conversation of up to eight exchanges of taught content unrehearsed.

1.11 Be able to narrate sequences of events, for example, study and other lifestyle routines, to narrate shopping, dining and other experiences, to discuss the weather over a period of time and to give a sequence of directional commands.

1.12 Be able to explain their own personal development and growth in their ideas and habits in Mandarin.

Standard
1-MFL-3

Verbal
communication

Clear Learning Outcomes

What am I
going to learn
today?

我今天要学习什么？



Student-Friendly Learning Outcomes

I can.....

I am able to

I know.....

I will be able to

I am learning how to.....



I can tell...

I can read..

I can write...

STEP 2

Display the Learning Outcomes

展示学习效果

My learning targets		Done?	When?
1	To be able to describe family and friends		
2	To know the names of some school subjects		
3	To know the names of some hobbies/free-time activities		
4	To know how to describe daily routine		
5	To improve my listening skills		

My learning targets		Done?	When?
1	To be able to describe leisure activities		
2	To describe some gifts and souvenirs		
3	To be able to use numbers		
4	To know the names of some places in a town/region		
5	To improve my listening skills		

给学生他们自己的学习成果

Give

Learning Outcomes to students



I will be able
to read a
Chinese
menu!

- Track their own learning
- 追踪自己的学习
- Sense of achievement
- 成就感
- Students are engaged
- 学生的参与感

Let's go to a Chinese restaurant

Name: _____ Grade: _____

I will be able to:

- Find the restaurant on a map by following directions
- Choose transport to visit the restaurant
- Express day of week, and time for visit
- Book a table at a restaurant by phone
- Order food and drink at the restaurant
- Create my own Chinese menu
- Ask for a menu
- Express hunger
- Express likes and dislikes
- Ask someone what food and drink they like
- Answer basic questions from Chinese speaking waiter/waitress
- Ask where the toilet is
- Ask if someone can use chopsticks
- Ask for the bill
- Count money to \$100
- Write a Thank You note to the Chinese restaurant owner



STEP 2 Choose a real-life context

选择一个真实的情境



I am a TV weather
forecaster
我是一名电视气象预报员



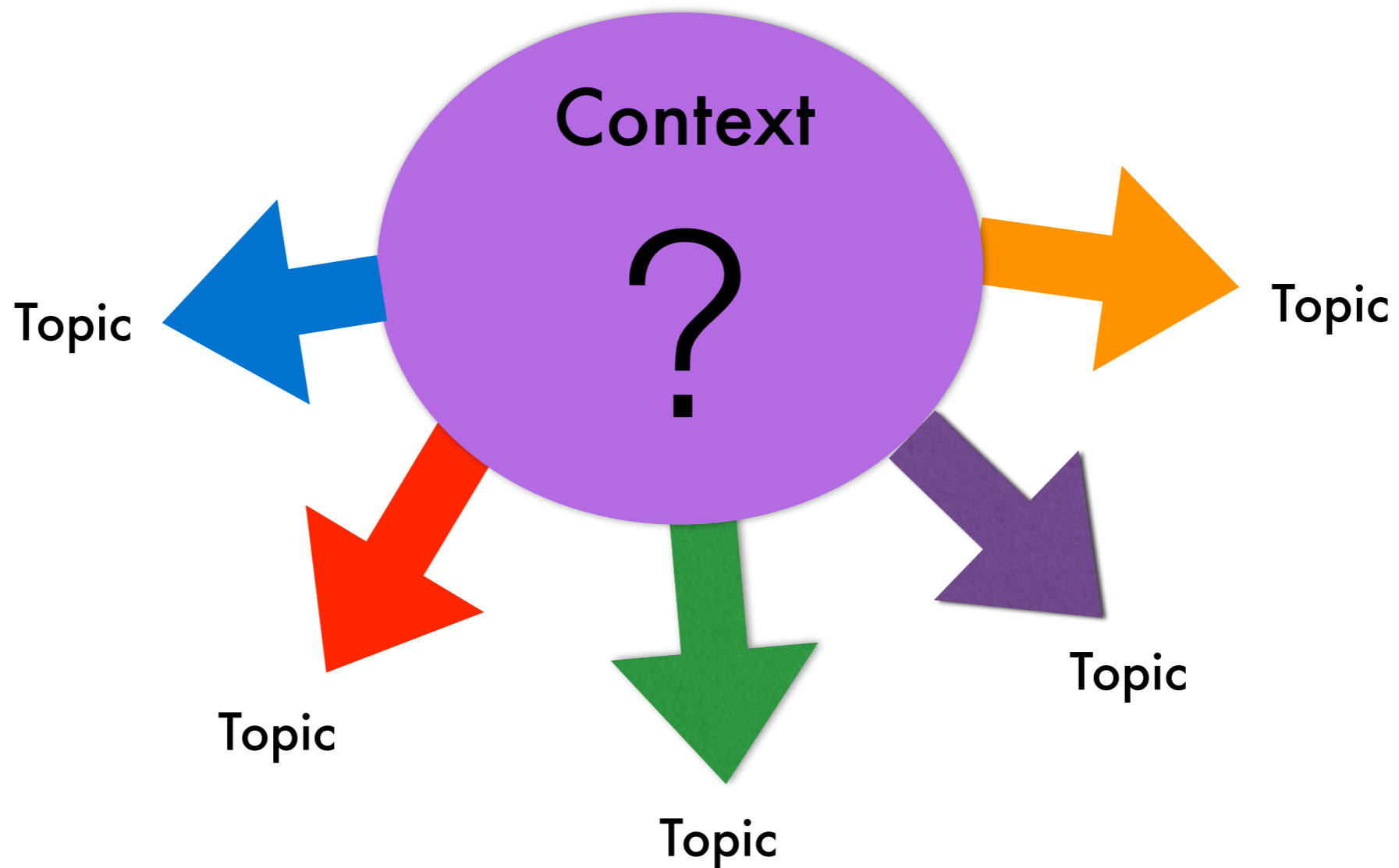
I'm planning a class
lunch
我计划一个课堂午餐



Let's go to
Disneyland!
去迪士尼乐园玩儿

STEP 3 What topics will you include?

你会涵盖什么话题？



Identify all topics related to the theme

天气预报

Weather



I am a TV Weather Forecaster



Days of the week, Numbers, Time

日	一	二	三	四	五	六
29 廿七	30 廿八	31 廿九	1 初十	2 十一	3 十二	4 立春
5 十四	6 元宵	7 十六	8 十七	9 十八	10 十九	11 二十
12 廿一	13 廿二	14 情人节	15 廿四	16 廿五	17 廿六	18 廿七
19 雨水	20 廿九	21 三十	22 2月小	23 初二	24 初三	25 初四
26 初五	27 初六	28 初七	29 初八	1 初九	2 初十	3 十一

Numbers

七天的天氣預報							休斯頓
星期一	星期二	星期三	星期四	星期五	星期六	星期日	
81°	86°	85°	76°	68°	76°	79°	
64°	65°	65°	47°	46°	50°	58°	

Things to do

CCTV 1 赛球时尚运动		中国中央电视台 中央气象台
高雄	26~33°C	
钓鱼岛	25~27°C	
西沙	26~31°C	
南沙	26~28°C	

What to Wear and Bring	Weather in Beijing in March	Things to Do
Sweater Overcoat Windproof trousers Good walking shoes Hat Gloves	Max.: 0 °C/32 °F Min.: 12 °C/54 °F Precipitation: 9 mm / 0.4" 7 clear days	See flowers Visit parks Visit temples

STEP 5 Engage students with questions

用问题引导学生

Brainstorm

Theme



Question students: What language will you need?

问学生：你将会用到什么语言？

ACTIVE Learners



Responsible Learners

负责学习



STEP 1 Learning Outcomes

学习成果

STEP 2 Choose a real-life context

选择一个真实的情境

STEP 3 What topics will you include?

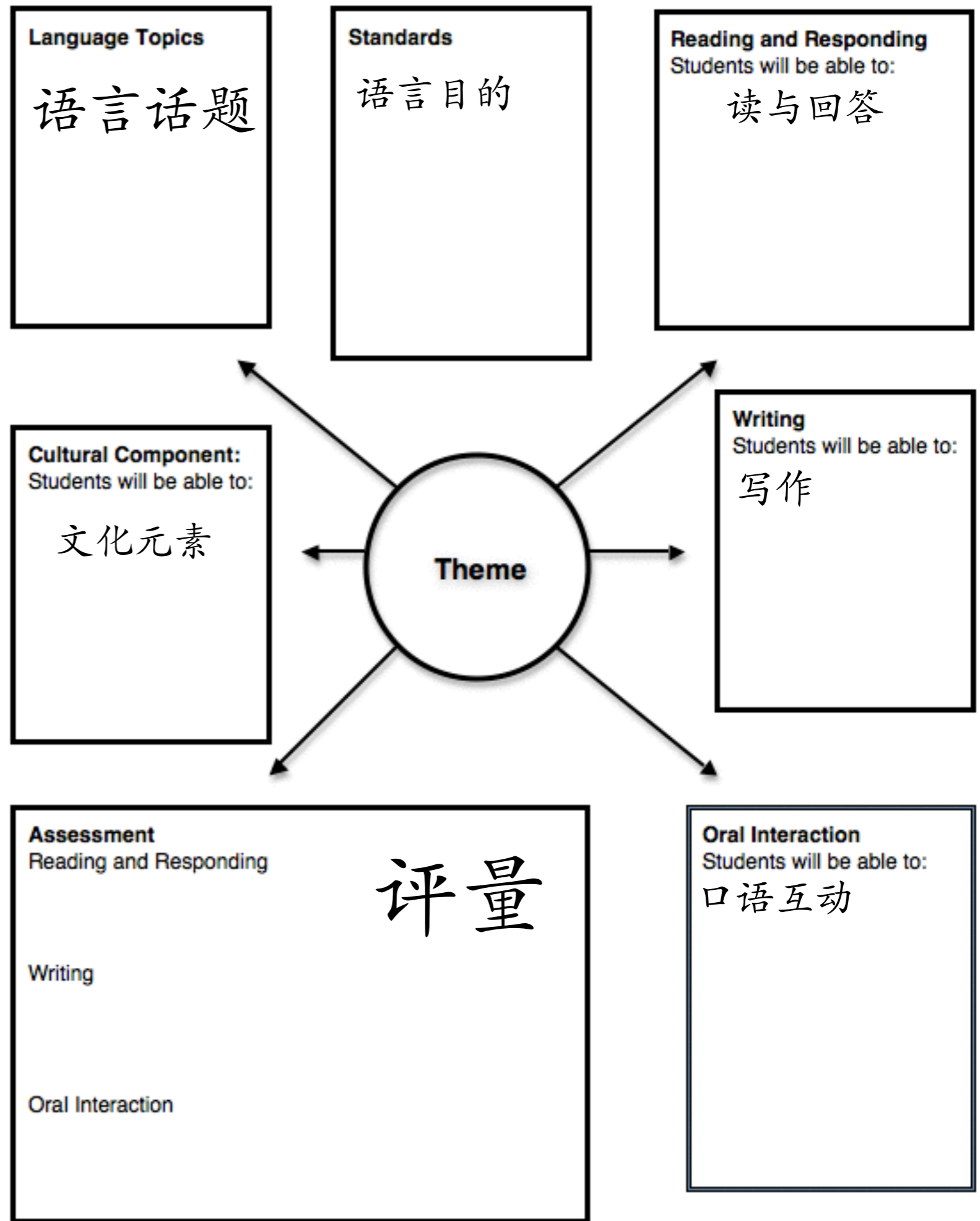
你会包含哪些题材呢？

STEP 4 What Language will students learn?

学生会学到什么语言呢？

STEP 5 Students demonstrate their learning with a culminating activity. 学生展示他们的成果展

Lesson Plan template 课程规划的模型



Topic: The Olympics Workstations



Workstations

NAME _____

Make a Passport

Conduct a Survey

Describe the Olympic Mascots

Create a Sports Timetable

Give directions on how to get to venues

Write and Record a Sports Rap

姓名: _____ 日期: _____

Group Members: _____

	Task #1	Task #2	Task #3	Task #4	Task #5
星期一					
星期二					
星期三					
星期四					
星期五					

Every day, please record the Activity you are working on and when completed write: 完了

All Workstation Tasks and the Participation Rubric are due on _____.

Thumbs Up



'Thumbs Up' Checklist

Chinese Class

姓名 _____ 年级 _____

星期一		星期二		星期三		星期四		星期五	
On Task	Participation	On Task	Participation	On Task	Participation	On Task	Participation	On Task	Participation
2 points = Yes 1 point = Sometimes 0 points = No		2 points = Yes 1 point = Sometimes 0 points = No		2 points = Yes 1 point = Sometimes 0 points = No		2 points = Yes 1 point = Sometimes 0 points = No		2 points = Yes 1 point = Sometimes 0 points = No	

This week's Total Points: /20

Day 1 of Chinese class

学习中文的第一天



欢迎您到华语班来我想告诉大家很好的消息.



A year-long Project



Your parents have just told you they have bought a luxurious hotel in Singapore. In just a month you will be moving to live there.

你的父母告诉你了，他们已经在新加坡买了一家高级豪华的酒店。一个月以后，你将搬去新加坡住。”

STEP 5 Engage students with questions

Brainstorm



How will I make
new
friends?

What will I eat?

How will I
get around?

What will I
study
at school?

How will I
pack?

What's the
weather like?

I don't have a
Passport.
HELP!!



The Big Questions



Theme: I am moving to Singapore!

Brainstorm with students

Vocabulary

Questions

Sentences

Grammar



Trip to China

Packing

(clothing, colors, size descriptions)

Pack a suitcase and describe the clothing items you are taking to China.

Is your Passport ready?

(basic information about self - age, name, family)

Create a Passport and present to the class.

10 Quick Questions!

(nationality, numbers, age, nationality, likes/dislikes, sport, food)

Rehearse 10 questions to ask your Chinese penpal. Present a short roleplay.

On the Plane

(meeting someone new - greetings, nationality, family, food, drink, time,)

Create a video of you and a friend meeting a stranger on the plane.

Arrival

(meeting someone new, first impressions, family, occupations, weather)

Write a Diary entry of your first day in China.

Getting to your new home

(transport, housing, rooms, descriptions, greetings)

Make an illustration and description of your new home in China.

Visit Tian An Men Square

(taking photos, friends, describing)

Getting around In China

(order a taxi, time, directions, locations)

With a partner, create an audio file reserving a taxi to your house.

Visit to your Penpal's School

(transport, school schedule, school buildings, subjects)

Send an email to your teacher about your visit to a Chinese school.

Farewell Banquet

(order food, money, time, likes/dislikes)

Participate in a real Chinese lunch and use only Chinese to describe the food.

Welcome to Chinese classes!

Your parents have just told you they have bought a luxurious hotel in Beijing. In just a month you will be moving to live in China.

		Learning Objectives	Content	Learning Outcomes – I will be able to...
September / October	Let's get ready to move to China!	Describe self and family members Describe clothing and make decisions about what to pack	body parts, descriptions, name, age, nationality, numbers, clothing, colors, descriptions, size, family members, occupation, ages, nationalities, transport, time, days of week	<ol style="list-style-type: none"> 1. Make a Passport / ID Card 2. Pack a suitcase 3. Buy a ticket 3. Describe family members 4. Compare nationalities 5. Visit luxury hotel with map and label rooms
Month	Theme	Learning Objectives	Content	Learning Outcomes – I will be able to...
November	On the Plane	Describe family personalities Ask questions about families Talk about boyfriend/girlfriend Order food and drink Choosing movies to watch	Family, personality, simple conversation, getting to know someone, food / drink, ordering food, prices, numbers, watching TV, choosing movies, weather,	<ol style="list-style-type: none"> 1. Role-play ordering food/drink on the plane 2. Survey classmates about food likes/dislikes 3. Write a daily journal (hopes, expectations) 4. Present a weather forecast 5. Create a TV Guide of favorite shows

SEPTEMBER / OCTOBER

Introduce my family (names, ages, occupations)

Discuss my family members personalities and interests.

Describe my friends (nationality, appearance, age, personality, interests)

Make an airline booking

Make a virtual tour of a hotel (rooms, locations, directions)

Pack a suitcase (clothing, colors, size, descriptions)

Create a Passport with information about myself (appearance, colors, size)

NOVEMBER – On the Plane

Express my likes and dislikes of food and drink on the plane

Create a video of a weather forecast

Choose a movie to watch on the plane

Communicate with a stranger on the plane (family, nationality, likes, dislikes, etc.,)

DECEMBER – At the hotel

Give directions to taxi driver

Brainstorm forms of transport and describe transport to school, on a trip, shopping etc.,

Design a Chinese menu for the hotel

Make a webpage about the hotel and it's gym (time, location, activities)

JANUARY – School in China

Express school subjects likes and dislikes

Describe daily routine

Interview sports star about life and sport

Learning Outcomes

September / October

		Learning Objectives	Content	Learning Outcomes – I will be able to...
September / October	Let's get ready to move to China!	Describe self and family members Describe clothing and make decisions about what to pack	body parts, descriptions, name, age, nationality, numbers, clothing, colors, descriptions, size, family members, occupation, ages, nationalities, transport, time, days of week	1. Make a Passport / ID Card 2. Pack a suitcase 3. Buy a ticket 3. Describe family members 4. Compare nationalities 5. Visit luxury hotel with map and label rooms

1. Make a Passport 2. Pack a suitcase 3. Intensive conversation

准备一本护照 | 打包行李 | 密集的对话

MONTH # 1



YOU WILL PREPARE TO MOVE
TO SINGAPORE.



中国

我现在住在中国

新加坡

我想跟父母去新加坡住



PASSPORT

护照

名字



Make your own Passport with 8 pieces of information about yourself.

(Use Vocabulary Cards)

做一本你自己的护照,内容要有八项个人的基本资料(用单字卡)

姓名

中文

英文

出生日期

年

月

日

Draw your face here

眼睛

头发

性别

男 / 女

Chinese Visas

by students learning
Chinese in Year 7 and
Year 8.



Students studying Chinese in Year 7 and Year 8 are working on a project about moving to China and opening a hotel there. This term they have been learning to write the kind of information necessary on visa applications eg

- a Chinese name they've chosen for themselves
- dates
- nationality
- occupation

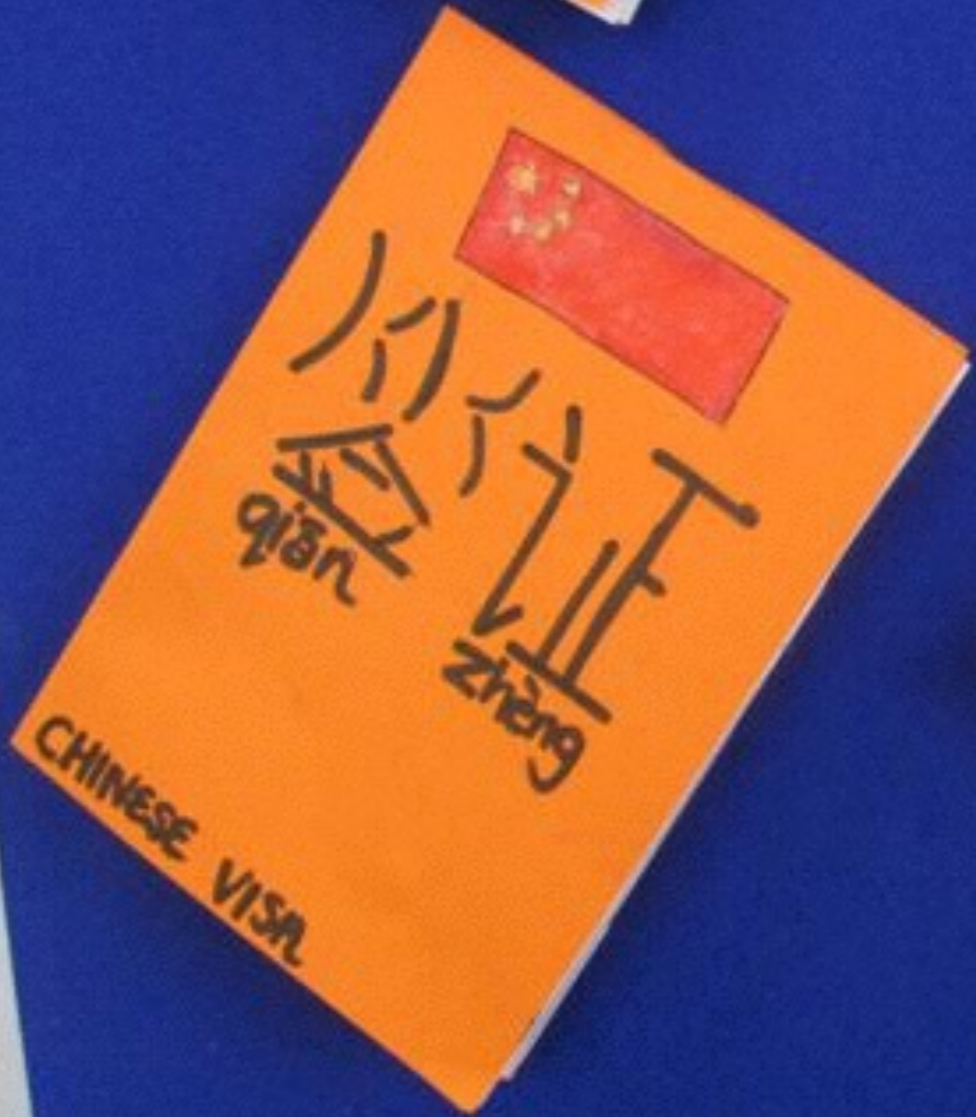


签证

名字	
出生日期	吉月
国籍	2000年8月10日
抵达中国的日期	中国人
职业	2013年8月5日
男/女	画家
	女



Hui
Liang



Hand-drawn Chinese visa card on orange paper. It features a red rectangular stamp with yellow stars in the top right corner, representing the Chinese flag. The Chinese characters "签证" (qiān zhèng) are written in the center, with "qiān" and "zhèng" written below them. The English text "CHINESE VISA" is written at the bottom left.



Hand-drawn visa card on orange paper. It features the Union Jack flag in the top left and the Chinese flag in the top right. The Chinese characters "签证" (qiān zhèng) are written at the top. Below the flags, the Chinese characters "英国" (Yīngguó) and "中国" (Zhōngguó) are written. At the bottom, there is a grey rectangular stamp with the Chinese characters "签证" (qiān zhèng) written inside.

Have a go:

A trip overseas

出国之旅



Making a Flight Reservation

预订一个班机

ACTIVATE previous knowledge:

动脑想想，先前的经验知识

Who has made a reservation before?

What language will we need?

I will be able to introduce myself.

I will be able to say where I want to fly.

I will be able to say which date / time I am flying.

I will be able to say how I will pay for the ticket.

I will be able to express thanks.



1. 订票 Booking tickets

M (i,ii) 王先生：我是王先生，我要去上海，
想订三张飞机票。

F 票务员：你想订哪一天的机票？

M (iii) 王先生：六月一日。

F 票务员：六月一日，下午两点的没有了，早上九点，
晚上八点，你喜欢哪一个时间？

M (iv) 王先生：我要晚上八点的。

F 票务员：好，你怎样付钱？

M (v) 王先生：我用信用卡付钱。

F 票务员：谢谢。



Ready to pack your suitcase?

你的行李箱准备好了吗？

clothes colors size seasons number preference



November

Month	Theme	Learning Objectives	Content	Learning Outcomes – I will be able to...
November	On the Plane	Describe family personalities Ask questions about families Talk about boyfriend/girlfriend Order food and drink Choosing movies to watch	Family, personality, simple conversation, getting to know someone, food / drink, ordering food, prices, numbers, watching TV, choosing movies, weather,	<ol style="list-style-type: none">1. Role-play ordering food/drink on the plane2. Survey classmates about food likes/dislikes3. Write a daily journal (hopes, expectations)4. Present a weather forecast5. Create a TV Guide of favorite shows

What is the context?

情境是什么？

My family

4 Xiaoying introduces her family.

我的家有四个人，爸爸、妈妈、哥哥和我。

我的爸爸是工程师，他很喜欢看书。

我的妈妈是老师。周末的时候，她喜欢在花园花和剪草。

我和哥哥都在中学读书。我们坐公共汽车上学。

我的哥哥很喜欢运动，他是学校的足球队员。

Create a context!

创造一个情境

On the plane I will be able to tell someone about my family.

在飞机上，我能跟一个人说说有关我家人的事。



Speaking Tasks

口语任务

- You will be able to:
- Describe your family members. (age, name, job, likes)
- You will be able to maintain a conversation by asking questions.

- What I am looking for:
- Clear pronunciation
- Good sentence structures
- Ability to maintain a conversation by asking questions
- Use of photos / props to convey meaning

Speaking Task: You will role-play asking for food and drink while on the plane.

口语任务：你将角色扮演，在飞机上，点餐。

What language will you need?

I would like to eat....我喜欢吃

I would like to drink....我想喝

Excuse me, Miss / Mr. 请问..

Do you have....? 你有...吗?

Food and drink vocabulary

Courtesy phrases



请给我.....



我最喜欢....



请问, 有没有...



好吃吗?





December

十二月

Month	Theme	Learning Objectives	Content	Learning Outcomes – I will be able to...
December	At the Hotel	Describe rooms and furniture Getting around	Locations, descriptions of rooms, numbers, transport, directions, food/drinks	<ol style="list-style-type: none">1. Give hotel direction to taxi driver2. Create map of surrounding area3. Read Map of Hotel and give directions to guests4. Create Hotel menu



Transport, location, directions, rooms and furniture, greetings, family members, packing a suitcase, buying a ticket,

灯

床

电视

镜子

橱柜

桌子



My Daily Routine:

6am - Arrive at work

6:30am - Set up tables

6:30am - Service breakfast

10am - Clean tables

My Daily Routine:

我早上六点起床，准备工作

我早上六点半.....

七点....

十点....

你几点起床？

你几点吃午饭？

你几点睡觉？

Things to do in Singapore

在新加坡时有什么好玩儿的地方？



You go out with friends to a restaurant. You have a bad experience. Write a letter of complaint.





Intro: Greeting

Step 1: When did this happen?

Step 2: Who were you with?

Step 3: What was the name of the restaurant?

Step 4: What did you order?

Step 5: What was the problem?

Step 6: How did you feel?

Step 7: Closing and date.

**TASK: Brainstorm
in small groups
what happened at
the restaurant**

A letter of complaint

6

经理先生：

今年五月十六日，我和朋友一共八个人，到你的饭店吃饭。

我订的桌子是靠近窗子的。但是你们给我的桌子，不但太小，而且靠近厨房。

我点了北京烤鸭，上来的却是烤鸡！我要的汤也太冷了。

最令我感到不高兴的是五月十六日是我的生日。

我等你的回信。

王大明

五月十八日

Plan a 3 day Itinerary for a guest at the hotel

计划三天的行程，给酒店的客人

- Local areas of interest
- Days, times
- Transport
- Buy tickets
- Restaurants/shopping

A Weather Unit






天气篇



A Weather Unit

What language will you need to know?

Days of Week / Time / Numbers / Degrees /
Places / Weather

Today Jan 18	Thu 19	Fri 20	Sat 21	Sun 22
				
Partly Cloudy	Mostly Cloudy	Showers	Showers	Showers
71°F High	72° High	68° High	57° High	51° High
57° Low	58° Low	56° Low	48° Low	46° Low
Chance of Rain: 20%	Chance of Rain: 20%	Chance of Rain: 40%	Chance of Rain: 60%	Chance of Rain: 60%

Getting Started

- Choose which major city you will do.
- Print the weather forecast for 5 days.
- Write a Script for your Weather forecast and have it approved by your teacher.
- Rehearse your Weather forecast with your partner.
- Present your Weather Forecast with suitable props.

A Weather Unit

What I am looking for:

1. Clear and well-rehearsed pronunciation.
2. Expression and good use of tones
3. A confident presentation
4. Use of props to add interest and meaning

今天 (周六)	明天 (除夕)	后天 (初一)
		
-3~-10°C	-3~-11°C	0~-10°C
多云转晴	晴	晴
北风3-4级	微风	微风

Use Authentic resources

使用当地的资源



mywtv.cn 天气预报

上海(°C)

11日		4~6
12日		7~8
13日		7~10

中国气象局中央气象台

01:34/03:17 mywtv.cn

January

January	Going to school in China	<p>Explain school timetable</p> <p>Express subjects likes/dislikes</p> <p>Compare school system in China and home country</p> <p>Describe teachers/descriptions</p> <p>Describe school uniform</p>	school subjects, times, days of week, likes/dislikes, timetable, school buildings, sports at school, teachers and descriptions, school uniform	<ol style="list-style-type: none">1. Locate school on map and plan the best way to get there2. Journal entry of first day at school3. Describe friends4. Create School Timetable5. Write letter re-school in China6. Describe teachers and personalities.
---------	--------------------------	--	--	--



February

Month	Theme	Learning Objectives	Content	Learning Outcomes – I will be able to...
February	Time off from school! Free time in China	Describe hobbies and locations Currency Clothing TV/ Internet Shopping Expressing opinions	Free time activities Shopping, money, fashion Technology	1. Role-play going shopping 2. Plan a weekend of fun with friends 3. Enter 'My Hobbies' speaking contest in Beijing 4. Write an article about media in Chinese magazine



Interview a Sports Person

采访一位体育明星

You go out with friends to a restaurant. You have a bad experience. Write a letter of complaint.

你和朋友去餐馆用餐，但你们非常不满意，写下一封投诉信。





Intro: Greeting

Step 1: When did this happen?

Step 2: Who were you with?

Step 3: What was the name of the restaurant?

Step 4: What did you order?

Step 5: What was the problem?

Step 6: How did you feel?

Step 7: Closing and date.

**TASK: Brainstorm in
small groups
what happened at
the restaurant**

课题：你和你的小组成员动
动脑，想想在餐厅时，发生
了些什么事？

Now it is your turn to
brainstorm a theme.

我现在想给大家一个机会动动脑



The Thematic Approach to teaching Chinese

主题式的中文教学

