

Classroom Management

Please write one
Classroom Management
issue you would like a
solution to.



李莎荣

Shaz

我来自澳大利亚.



目前住在美国。



高中毕业以后，我到台湾的辅仁大学，学了两年中文。



我也在南京师范大学,学过中文。



当我在台湾的时候，我那里的朋友想给我起一个合适的中文名字。



他们想了很久，
后来决定我的中文名字就叫：
叫：



我刚开始学中文的时候，对我来说，很多字的发音听起来都是一样的。

Four Tones

—

/

∨

\

1st

2nd

3rd

4th

所以当我听到他们说

“莎荣”的时候，



我还以为他们说“杀人。”

我说：“不好。”当然他们都笑我。



杀人

在一九八零年初，澳大利亚政府规定5到17岁的学生必须学习第二外语。



嘻阿嘻哈哈在笑它，
苟成熟还早得很哪，
在上来干什么？
黄阿黄鹏儿不要笑，
我爬上它就成熟了。

因为 睡觉 然后
早上

不要	没有
没有	可
还	
很慢	
过夜	
睡	

其实在澳大利亚的南部，
我是第一个教中文的老师。



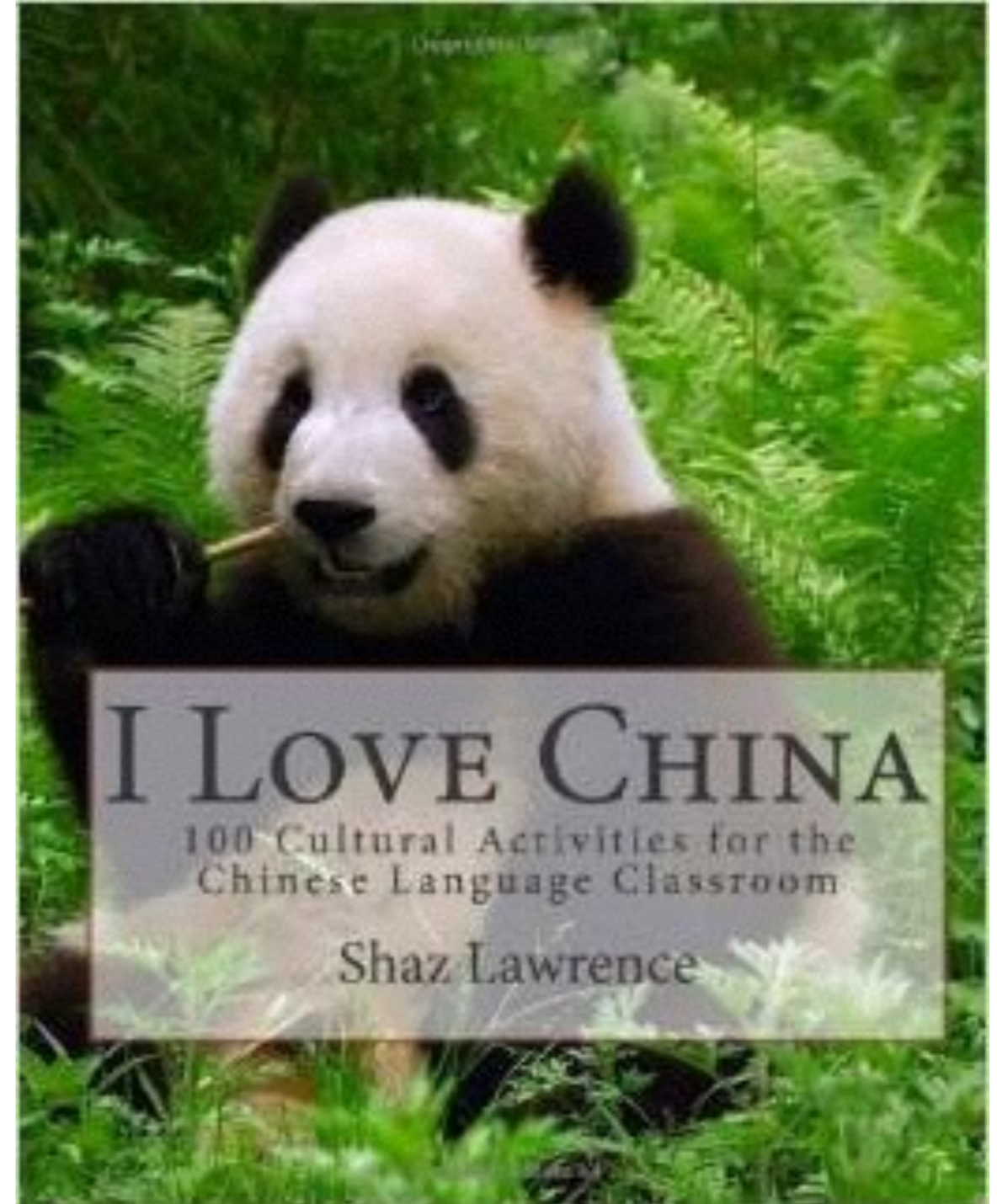
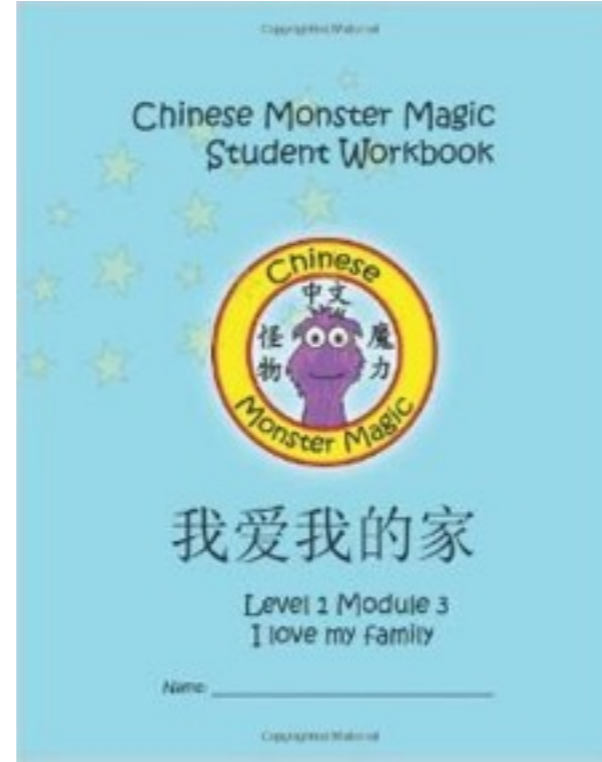
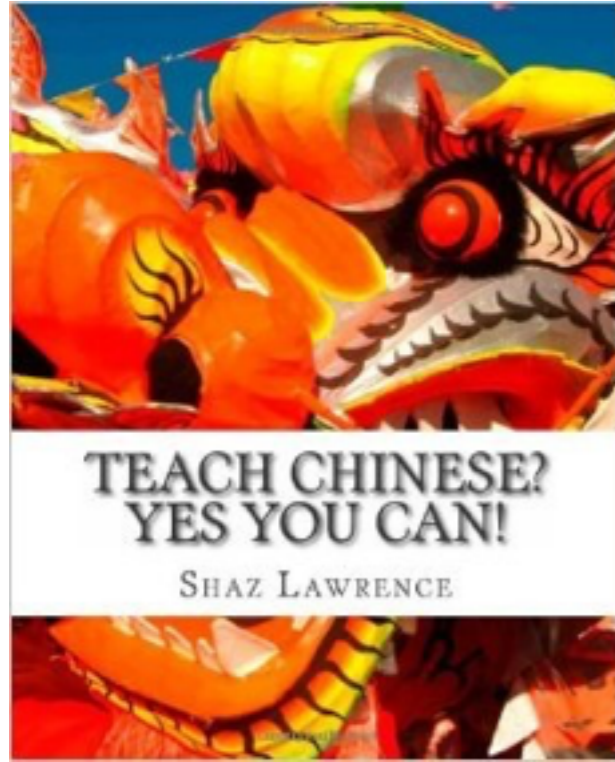
近几年，我有两个工作。一个是我自己 创建网站：Creative Chinese 创意中文

The screenshot shows the Creative Chinese website interface. At the top left is the logo with the text 'Creative Chinese | 创意中文' and 'Resources and Ideas for Teaching Chinese Creatively'. To the right is a banner for 'Lesson Plans and Learning Activities for the Chinese language classroom' featuring a chalkboard with 'Back to school' and school supplies. Below the banner is a navigation menu with categories: HOME, STORE, PANDA CLUB FOR KIDS, LESSON PLANS, CULTURE, TECHNOLOGY, ART/CRAFT, CLASSROOM MANAGEMENT, LEVELS, THEMES. A breadcrumb trail reads: 'Latest Update > ids - Video #1 > 恭喜恭喜 Song > Make a Chinese Placemat - Chinese New Year > Chinese Tones Song'. Social media icons for Facebook, YouTube, and LinkedIn are in the top right. The main content area is divided into several sections:

- Chinese Tones Song:** A video thumbnail showing students in a classroom. Categories: Songs and Music, Tones, Videos.
- Old MacDonald 王老先生Puppets:** A video thumbnail with a cartoon farmer and sheep. Categories: Elementary, Panda Club for Kids, Preschool, Songs and Music, Speaking. Text: 'Use the puppets to help students learn the names of the animals in the song 'Old MacDonald had a Farm'. Watch the video here,...'
- Panda Club for Kids - Animals:** A video thumbnail showing sheep. Categories: Panda Club for Kids, Preschool. Text: '羊 yáng'.
- Valentine's Day Card - 我爱你:** A video thumbnail showing a girl holding a red heart. Categories: Art and Craft, Theme.
- Popular/Recent/Comments sidebar:** Lists items like 'My Family Members Rap (还有)', 'The Robot Game', '摸摸 Song', and 'Shaving cream Chinese characters' with their respective categories.
- Chinese New Year:** A section header with sub-categories: Art and Craft, Chinese New, Videos.

向世界各地的老师分一些教学的方法。

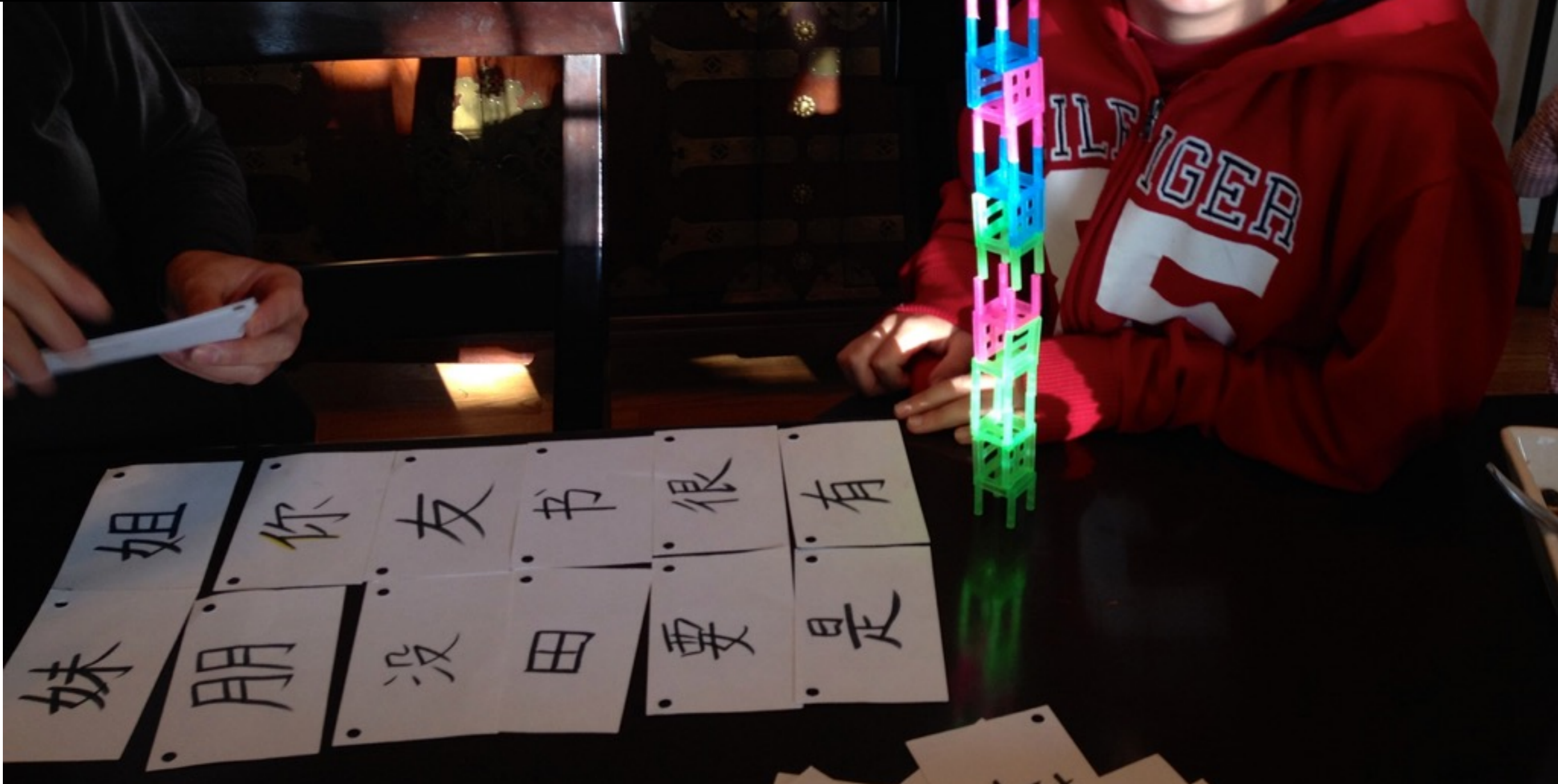
我同时也出版了二十余本中文教材。



另一个工作是，培训中文老师。



我觉得身为一个教师，
我们可以用创新的思路，
使学生学习中文时，有
更多的乐趣。







Write strategies, tips, and ideas for your Toolkit.

Fill the bucket

大家学习一样的方法和一样的内容

学生过度依赖

以老师为重心

内容

student
dependence

teacher
focus

content

knowledge

知识

everyone
learns the same
content and the
same way

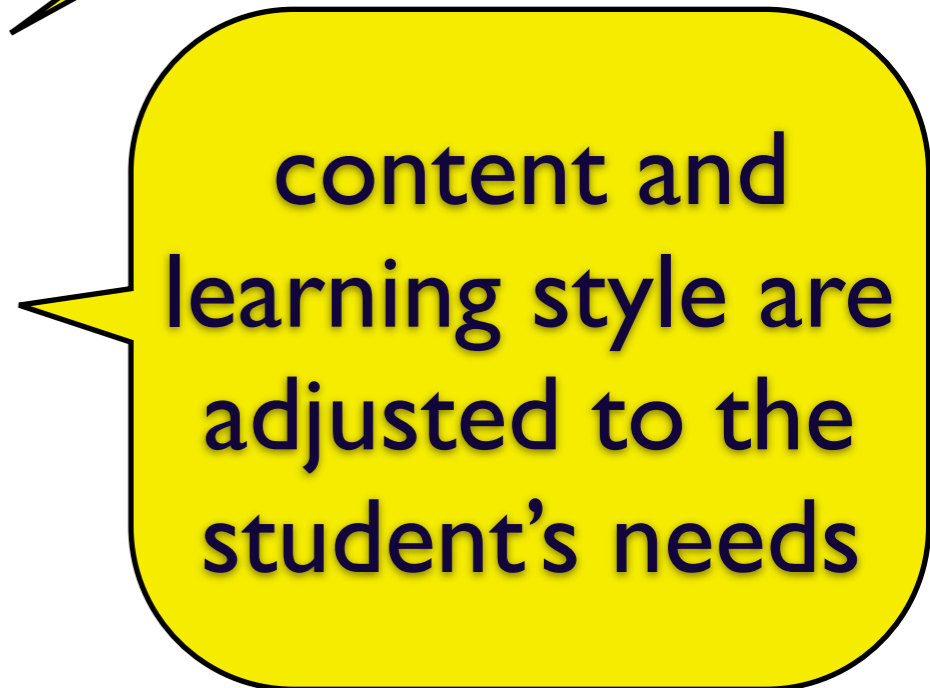
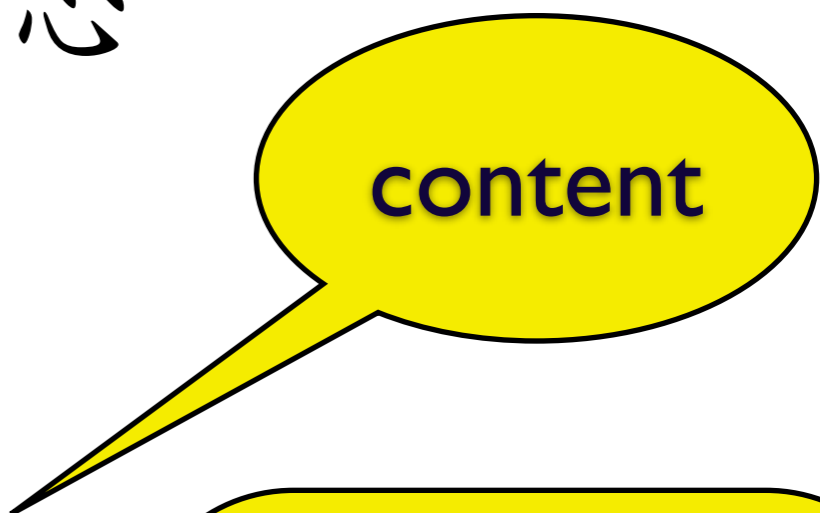
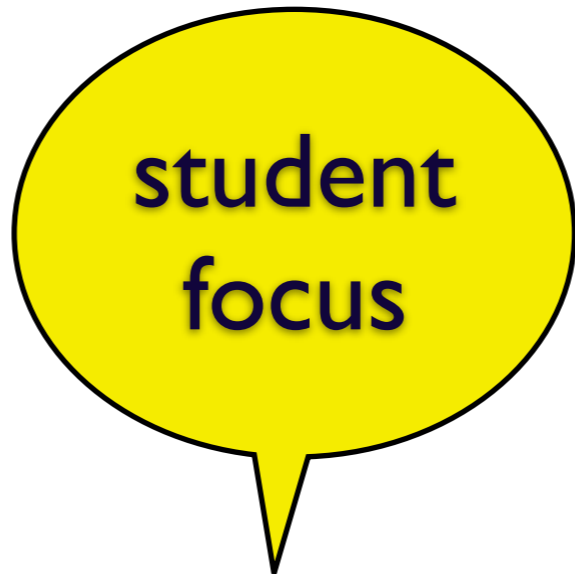
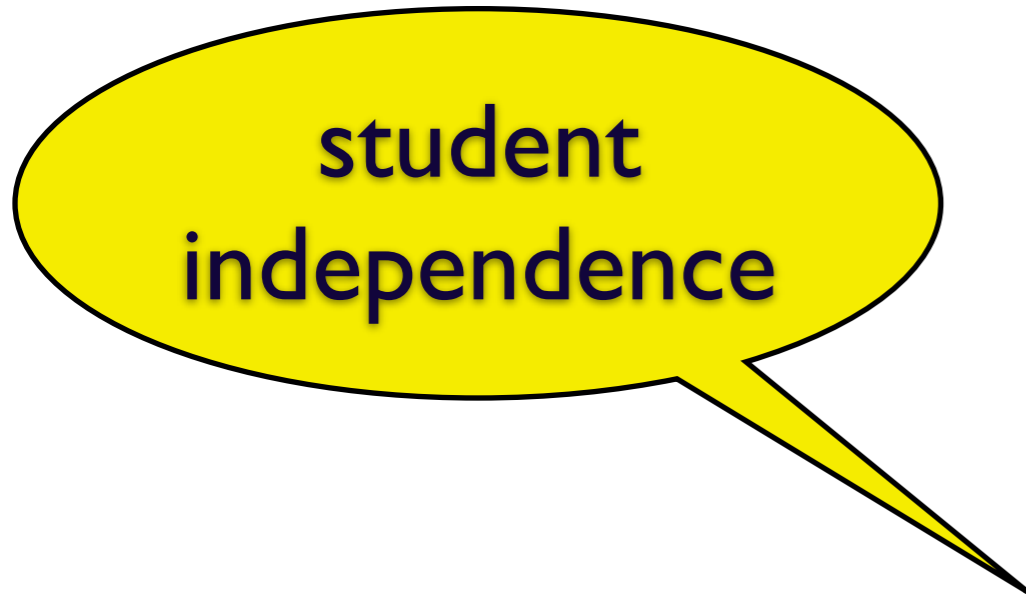


Light the fire

学生独立学习

以学生为重心

内容



学以致用


依学生的需求，
调整学习的内容
和方式

This happens when students are NOT engaged.



Classroom Management is
not....

教学管理不应该是...

A woman with dark hair, wearing a black blazer over a light-colored striped shirt, is pointing with an orange marker at the word "DISCIPLINE" written in white chalk on a green chalkboard. She has a serious expression and is looking directly at the camera. Her left hand is raised in a gesture, palm facing forward.

DISCIPLINE

Classroom Management is NOT about control
管理课堂的目的不是约束

**Don't
Smile
Now...
Save
it for
Later!**



Classroom Management is not about keeping students quiet,
也不是让学生闭嘴

Silence is not a virtue.





The Whirlwind



The Freeze



The Storm

Develop a Positive Climate for Learning

提高学习的积极态度



Clear Expectations

Classroom Management is about

I know I need to be on task.

I know I need to use a conversation voice.


I know the 'stop, look, listen' rule.

STUDENT LEARNING



The 9th Grade Boys





This isn't working.

Before entering the classroom

上课之前

In the classroom

上课

Leaving the classroom

下课之后

Before entering the classroom

上课之前

Download the videos

“The way you enter the classroom determines student’s readiness to learn.”

CLEAR INSTRUCTION
Line up without talking.
Face the front.
Hands by your side.

Just waiting for
a few people.

Thanks.
We are almost
ready to go in.



Reinforce the behavior you want to see.

I like the way
you lined up
today.

Thanks for
being
quiet when
you came in.

I appreciate the
way you all
started work
quickly.

Have a routine before entering the classroom.


Download the videos



Meet and Greet



Eye contact



Know the
student's
name



Before students enter the
classroom

Inside the classroom

上课


Download the videos



I Expect



Seating Plan



Teacher-Student
Relationship

Download the videos



Culture of Success



Peer Pressure

Download the videos

“Excuse me. Thank you.”

Example Script

- Hello everyone,
- My name is Li Laoshi. Welcome to the Chinese classroom! To start, let me tell you a bit about myself. I was born in Australia, and studied Chinese in Taiwan and China. I really love teaching Chinese, and am looking forward to you sharing in this journey of Chinese culture and language with me this year.
- I am going to pass out the Expectations for our Chinese classroom now. I will read the Expectations, and if anything is not clear, please raise your hand. You will need to sign the Expectations and paste them into your Binder, just as a reminder of how we are all going to contribute to our learning this year. I know you are aware of most of the rules already, but it is just a reminder of what is expected when you come into the Chinese classroom.
- Of course, learning Chinese is going to be so much fun! We will learn about Chinese food, and Chinese games. So I also have a Chinese Classroom Economy I would like to share with you. (Show Panda money)
- So, let's learn a few simple Chinese words you will use everyday. When you enter the classroom, you will stand behind your chairs and together say: 老师好, and I will say: 学生好 and 请坐 then you can sit down. For the first 5 minutes of every lesson, we will do a MIND WARM UP - just to get our brains working, like this one - You have 5 minutes to write down everything you know about China. The Mind Warm Ups are always done individually. Our Noise Level monitor will show you the level of your voices for each activity while in the Chinese classroom. etc.,

Download the videos

I **expect** that when you come into the Chinese classroom...

很好
Very well.

馬?



Expectations need to be:



Reasonable



Positive not Negative



Necessary




Clear




Focused on Learning

5-7 Expectations



Brainstorm
Session


Download the videos



Consequences



Warnings



Explain why.



Get students hooked right away!

Download the videos

Get students excited right away!

Download the videos

Leaving the classroom

下课

Download the videos

Practice what's inside your Toolkit?



SESSION 2

How do we create a
POSITIVE
learning environment?

Continue adding strategies and ideas to your Toolkit.



Before learning can happen.....



Respect

尊重

Teacher and students develop
Community Agreements

老师和学生们一起建立班规



Community Agreement

Every student is important in this room. No student is *more* important than anyone else. Our goal is to achieve the best education we can. To make this happen, we have to obey certain rules. This means you will have to behave in a certain way, so that everyone gets the best education possible. These are the basic rules that everyone must follow. Failure to follow these rules will result in consequences. Success in following these rules will lead to everyone's success.

1. I will follow the instructions of the teacher.
2. I will raise my hand to speak.
3. When the teacher is speaking, I will stop working and listen.
4. I will bring all necessary materials to all lessons.
6. At the beginning of the lesson, students should take their assigned seats, and quickly begin the work given to them.
7. I will record all homework in my planner and hand it in on time.
8. I will work to the best of my ability.
9. I will not leave my seat without the permission of the teacher.
10. I will show respect to other member of the class, the teacher, and to any guests in the room.

I agree to abide by these classroom rules, and I understand what I must do in order to uphold them.

Signed _____

Parent/ guardian signature _____

Teacher signature _____



This is to certify that I,

understand and agree to our class code of conduct:

- 1) _____
- 2) _____
- 3) _____
- 4) _____
- 5) _____

I promise that I will meet these Expectations so that everyone can learn effectively in the Chinese language classroom.

Student Signature:

Parent Signature:

Date:



Give a
Class Contract
to students

给学生一个课堂合同



Welcome to the Chinese Classroom

Ask students to sign a Class Contract of rules.

要求学生签署有关课堂规则的合同。

Expectations in the Chinese Classroom

1. I will line up quietly outside the Chinese classroom.
2. I will enter quietly when instructed.
3. I will begin the 5-minute Mind Warm-up Exercise.
4. I will raise my hand to speak.
5. I will abide by the Voices Monitor for different tasks.
6. I will follow directions and be on task at all times.
7. When the 'Peace sign' is given I will stop, look, and give the 'Peace sign' back.
8. I will bring all materials to class.
9. I will complete all work in the time allotted, and assigned homework.

I understand that the consequences of choosing not to follow the Expectations will result in the 3 Strikes system.

Student Signature: _____

Expectations in the Chinese Classroom

1. I will line up quietly outside the Chinese classroom.
2. I will enter quietly when instructed.
3. I will begin the 5-minute Mind Warm-up Exercise.
4. I will raise my hand to speak.
5. I will abide by the Voices Monitor for different tasks.
6. I will follow directions and be on task at all times.
7. When the 'Peace sign' is given I will stop, look, and give the 'Peace sign' back.
8. I will bring all materials to class.
9. I will complete all work in the time allotted, and assigned homework.

I understand that the consequences of choosing not to follow the Expectations will result in the 3 Strikes system.

Student Signature: _____

Classroom Expectations need to be
observable and **clear**.

课堂纪律必须是明确的、可量化的

- My rules are observable and measurable.
- My rules are positively stated.
- I have only 3 to 5 rules.
- My rules convey the expected behavior.
- I have a compliance rule

Classroom Expectations

课堂纪律和行为守则



I am **clear** about what is expected of me in class.

- Write them down 写下来
- Teach them to students 教学生
- Practiced by students 学生执行
- Enforced by teacher 老师严格要求

What are your Procedures ?

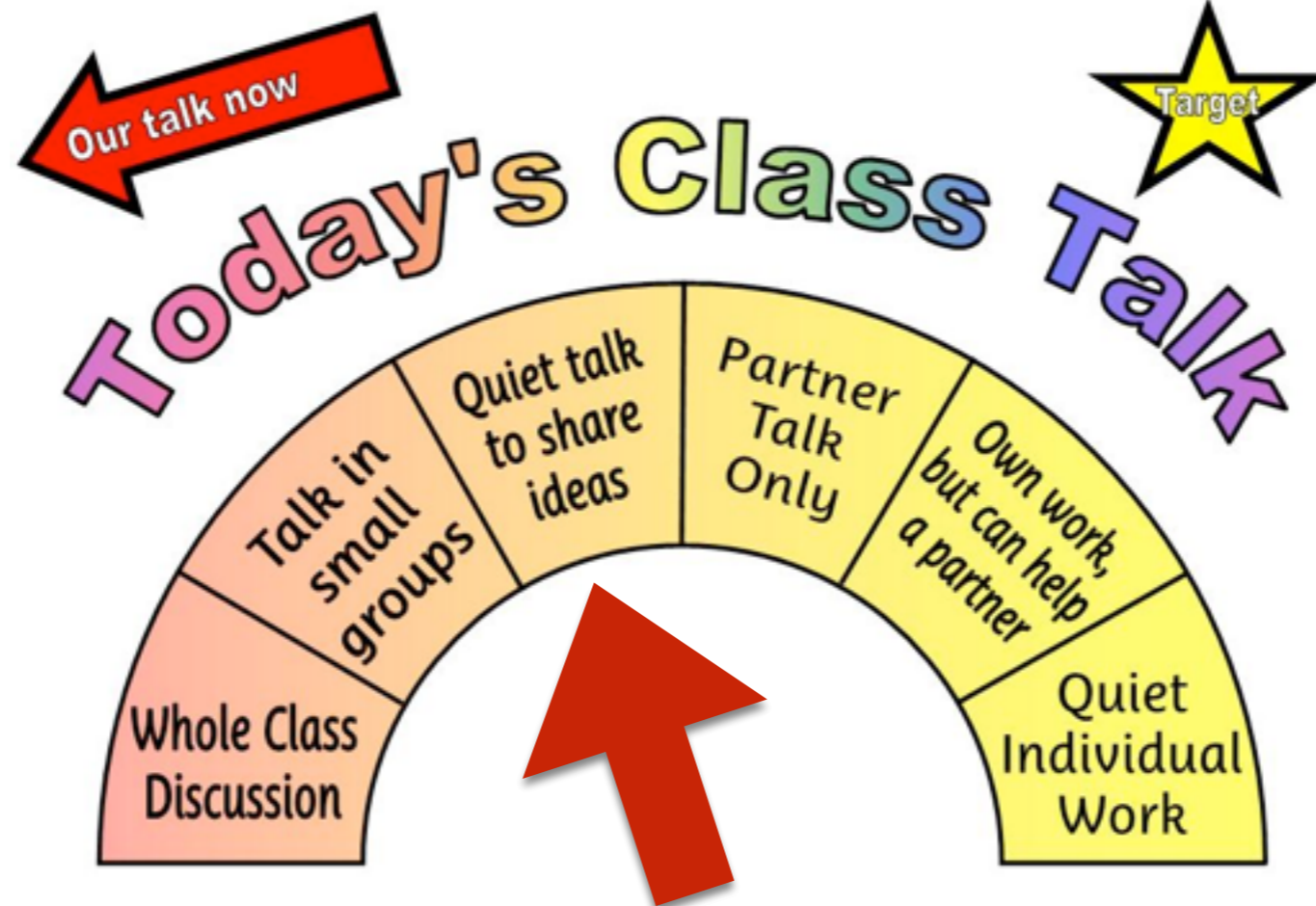
你有哪些步骤呢？

- How do students **enter** your class?
- How do students **get your attention**?
- How does your class **start**?
- How do students **work in groups**?
- How do students work **individually**?
- How do students **transition** between activities?
- How do students **manage materials**?
- How do students **leave** your class?
- How do you manage **voices**?






Voices?
如何控制嘈杂音



Silence

Whisper

Quiet Discussion



Independent Work

Paired Work

Group Work



‘Getting Attention’ Signal

有一个“安静”信号

‘Peace’ 平安



Rhythmic Clapping



举手，举手，
举起你的手！



PRACTICE

What if a student **chooses** not to follow the
Classroom Expectations?

如果学生选择不遵守班规，你们有计划吗？



Consequences work best when they are...

最有效效果的惩罚是...

(1) Logical 有逻辑的


(2) Natural to the classroom environment 符合课堂气氛的

(3) Connected to the rule 符合课堂守则的

(4) Educative 有教学意义的

Consequences need to be **linked** to
Expectations.

惩罚要和规则联系起来



Consequences

Class reminder of rule

Referral

Behavior Reflection worksheet

Individual reminder of rule

Parent/Student Meeting

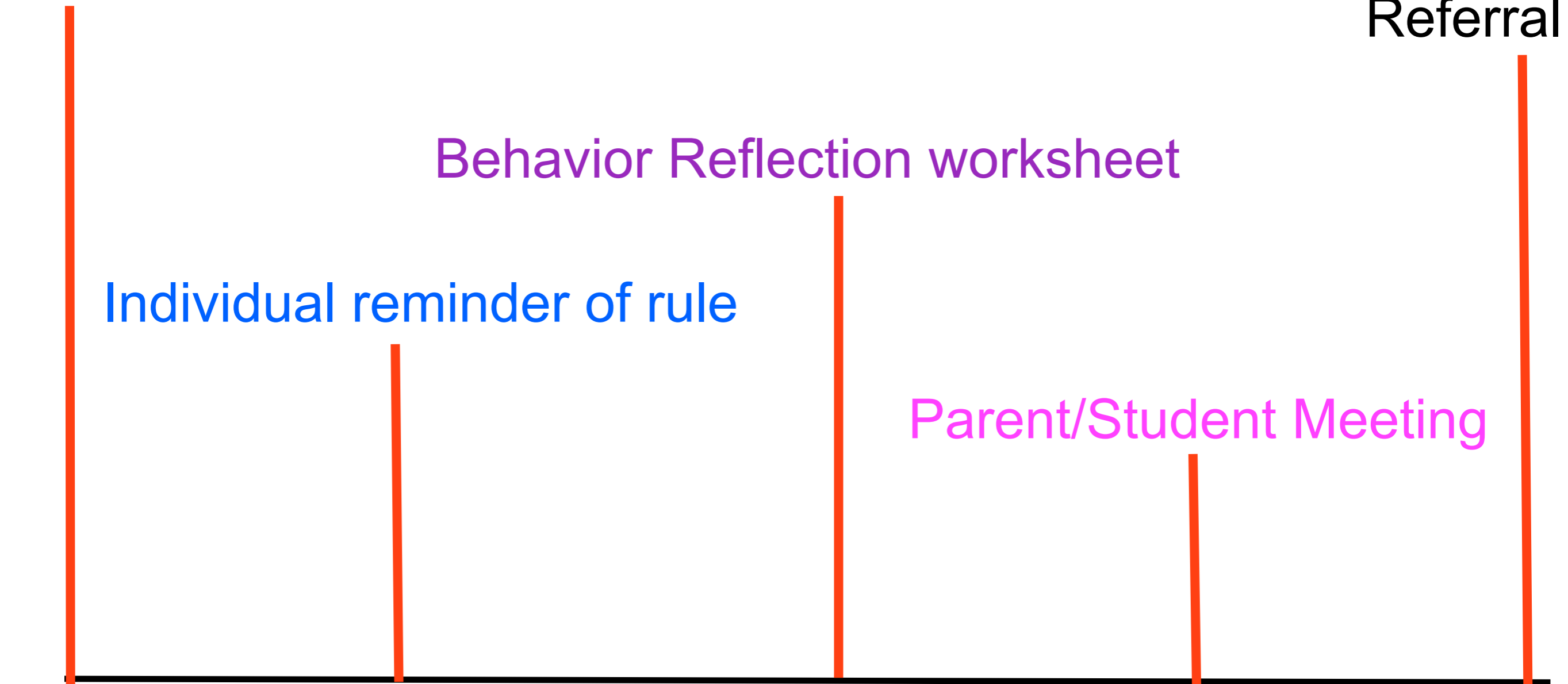
Level 1

Level 2

Level 3

Level 4

Level 5



Reflection Worksheet

Name: _____ Grade: _____

Teacher: _____

Date: _____

What Expectation of our Chinese Classroom did you choose not to follow?

Why do you think this Expectation is important in our classroom?

What will you do next time?

Student Signature: _____

Parent Signature: _____

Incentives 刺激主意 / 奖励

- Class trip to Chinatown - 9th grade
- Karaoke night - 10th grade
- Monthly Chinese lunches



Chinese Coupon



红包

Chinese Coupon



筷子

Chinese Coupon



大白兔

Chinese Coupon



中国菜

Chinese Coupon



幸运饼

Chinese Coupon



铅笔

Chinese Coupon



邮票

Chinese Coupon

没有功课

- As a ‘Thank you’ from me for being on task and doing your very best in the Chinese classroom, I want to show you ‘Panda Money’ 熊猫钱

- You can earn 熊猫钱 by:

- 1. Outstanding work - writing or speaking Chinese

- 2. Consistently on task during lessons

- 3. Extending yourself and doing beyond what is expected of you

- On the last day of the Quarter, you will be able to exchange your Panda money for something related to China and the Chinese language. (or if all the class gains \$20 Panda Money- we will have a Chinese lunch at school)

\$1

熊猫钱

一元



\$2

熊猫钱

两元



\$5

熊猫钱

五元



\$10

熊猫钱

十元



A Classroom Economy

课堂经济体系



HOMEWORK
FREE
VOUCHER



The Great Wall Trek



Use an informal Observation Chart to monitor students

使用一个非正式的观察图表来引导学生。

'Thumbs Up' Checklist

Chinese Class



姓名 _____ 年级 _____

星期一		星期二		星期三		星期四		星期五	
On Task	Participation	On Task	Participation	On Task	Participation	On Task	Participation	On Task	Participation
2 points = Yes 1 point = Sometimes 0 points = No		2 points = Yes 1 point = Sometimes 0 points = No		2 points = Yes 1 point = Sometimes 0 points = No		2 points = Yes 1 point = Sometimes 0 points = No		2 points = Yes 1 point = Sometimes 0 points = No	

This week's Total Points: /20

Give the Look

Excuse me.

Redirect

Restate / thumbs up

Refer to Expectations. Thanks.

1920



Your Seating Plan tells me a lot about your Pedagogy.

2015



Choose a Seating
Plan that
encourages
community

选一个座位规划

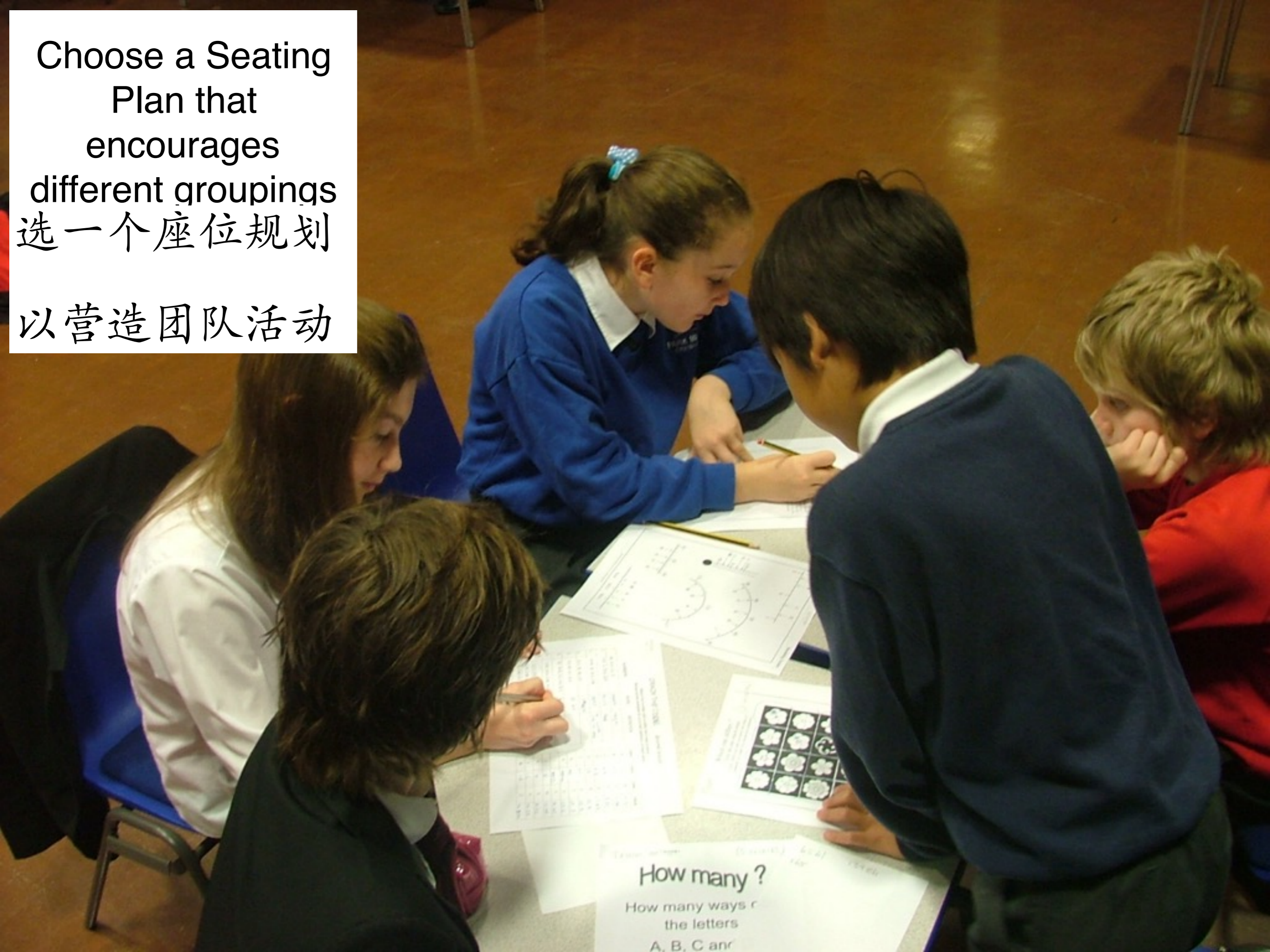
以营造团队活动



Choose a Seating
Plan that
encourages

different groupings
选一个座位规划

以营造团队活动



BEFORE CLASS: Write Agenda on the board.

- Have the daily agenda written on the board or on a worksheet for students, before the lesson. For example: (9am – 9:50am)

9am – Enter and Greetings

9:05 – Introduction – Li Lao Shi

9:15 – Expectations – Paste into Binder

9:25 – Powerpoint Show – First Impressions of China

9:35 – Talk Partner Discussion

9:40 – Student KWL – What I know, What I want to know...What I learned worksheet

9:45 – Review

9:50 – Stand behind chairs, Farewell, Leave quietly.

Display the Agenda in the Classroom.

TODAY IN CLASS:

- I will write the Date: 三月, 十五号
- I will review last lessons vocabulary with my Talk Partner.
- I will learn new sentences using 了
- I will work in a small group to write a script for a role-play.

DO NOW! Activities



Make a list of food for a party.

In 3 minutes, list all the Chinese characters you know.

Explain in writing why learning Chinese is a good idea.

You have 3 minutes to write as many numbers as you can. Go!

Write 3 sentences about your life.

DO NOW! Activities


- Quick Translation

快速翻译

- Numbers: Write as many numbers as you can. 写下你能想到的所有数字

- Write all the food words you know

写下你知道的所有食物有关的单词



- Write all the Chinese words with 口

写下所有带“口”的中文词汇

**The drip...drip low level behaviors
that impact
Teaching and Learning**



Classroom #1

You have 3 groups working on role-plays.
You want them to stop and listen immediately.



Classroom #2

During class, a student says something inappropriate. The other students laugh and get off task. You want them to return to focus on their work.



Classroom #3

While teaching, two students begin talking over you.



Classroom #4

You arrive late to a lesson after a wet lunch break.
The class are excitable and rowdy.
How do you settle them and get the lesson underway?



Classroom #5

Your students constantly distracting each another and are not on task.



Classroom #6

Students don't work well in groups. They shout, argue, and don't focus. What can you do?



Classroom #7

Student comes to class angry and defiant.



**Let's discuss what's inside
your Toolkit.**

