

Tips and Tricks for Teaching Chinese Characters



一遍一遍的写

The traditional way 教中国字的传统方式

开	升	开车	drive a car
关	兰	关门	close the door
刻	步	一刻钟	15 minutes
分	八	五分钟	5 minutes
教	书	教书	teach

LESSON THIRTEEN


水 水 水 水 水 水 水 水
 火 火 火 火 火 火 火 火
 车 车 车 车 车 车 车 车
 报 报 报 报 报 报 报 报
 校 校 校 校 校 校 校 校
 开 开 开 开 开 开 开 开
 关 关 关 关 关 关 关 关
 刻 刻 刻 刻 刻 刻 刻 刻
 分 分 分 分 分 分 分 分
 教 教 教 教 教 教 教 教

谢谢谢谢
 跑跑跑跑
 得得得得
 过过过过



Brain was disengaged

大脑与汉字脱节。

A photograph of a classroom. In the foreground, a person wearing an orange shirt is slumped over their desk, appearing to be asleep or disengaged. In the background, a large screen displays the word "disengaged?" in a serif font. The room has white walls and several wooden desks and chairs are visible.

disengaged?

My hand was writing. 我的手在写。



No cognitive processes needed. 但是大脑并未认知这些汉字。


No Learning Autonomy

沒有學習自主性



No Understanding

不理解



Copy

模仿/复制

Write over and over

一遍一遍的写

Dictation

听写

Test

测试

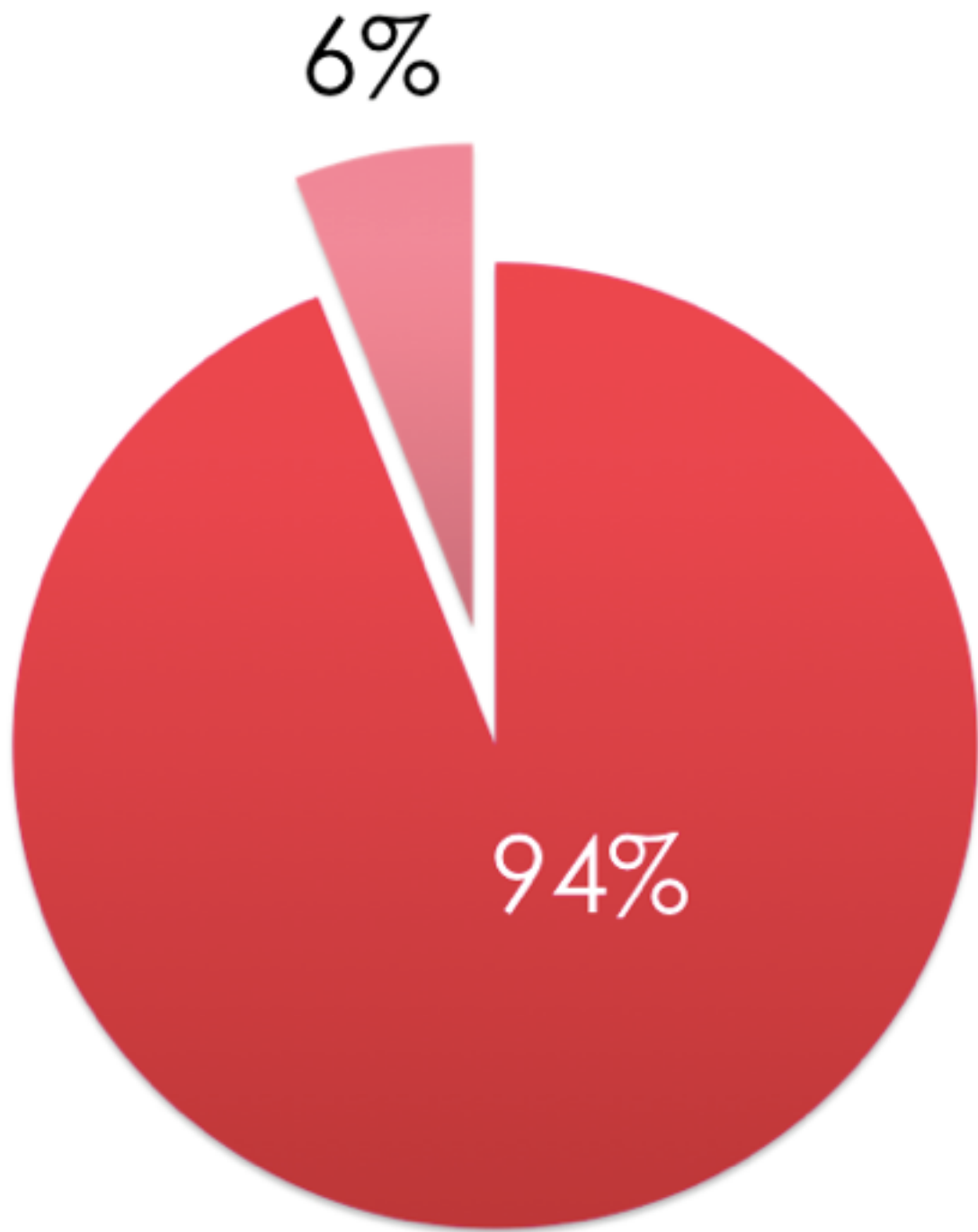
Often Failure

通常失败

Very often, Chinese characters are the barrier to
successful Chinese language learning

汉字通常成为成功学习中文的阻碍。





In Australia, by the final year of senior high school, 94% of those who began to study Mandarin sometime earlier have dropped the subject.

在澳大利亚，94%的学生在高中最后一年之前放弃学习中文。

It is hard work, as is any learning, but I am going to give you the **tools**, and the **secrets** to help you Chinese characters.



聽起來

和学习任何东西一样，学习汉字需要努力。
但是，我要给你工具和秘诀来帮助你理解汉字。



多说

speak a lot



多听

listen a lot



多读

read a lot



多说

speak a lot



多听

listen a lot



多理解

understand a lot

填鴨式



“**Give** a person a fish and he/she will eat for a day.

Teach a person to fish and he/she will eat for a lifetime.”



授人于鱼不如授之于渔 - 孔子



我是一个成功的学习者


Every student can be a successful learner.



Before any characters are taught....

教汉字的之前.....

Space
拆分



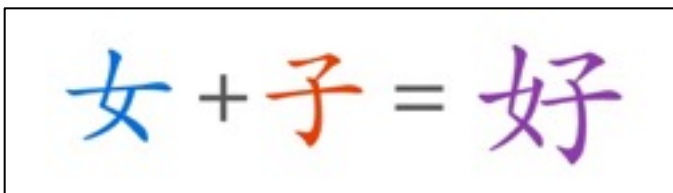
Give students
the tools to be
ACTIVE
learners.



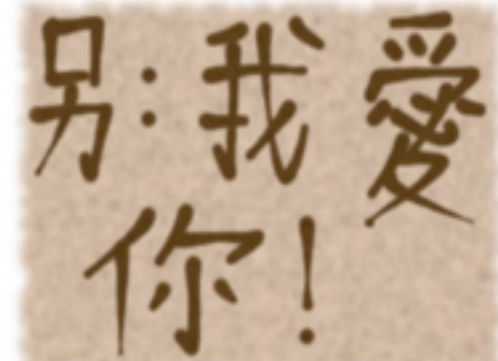
Visual cues
形象提示



Building blocks
偏旁部首

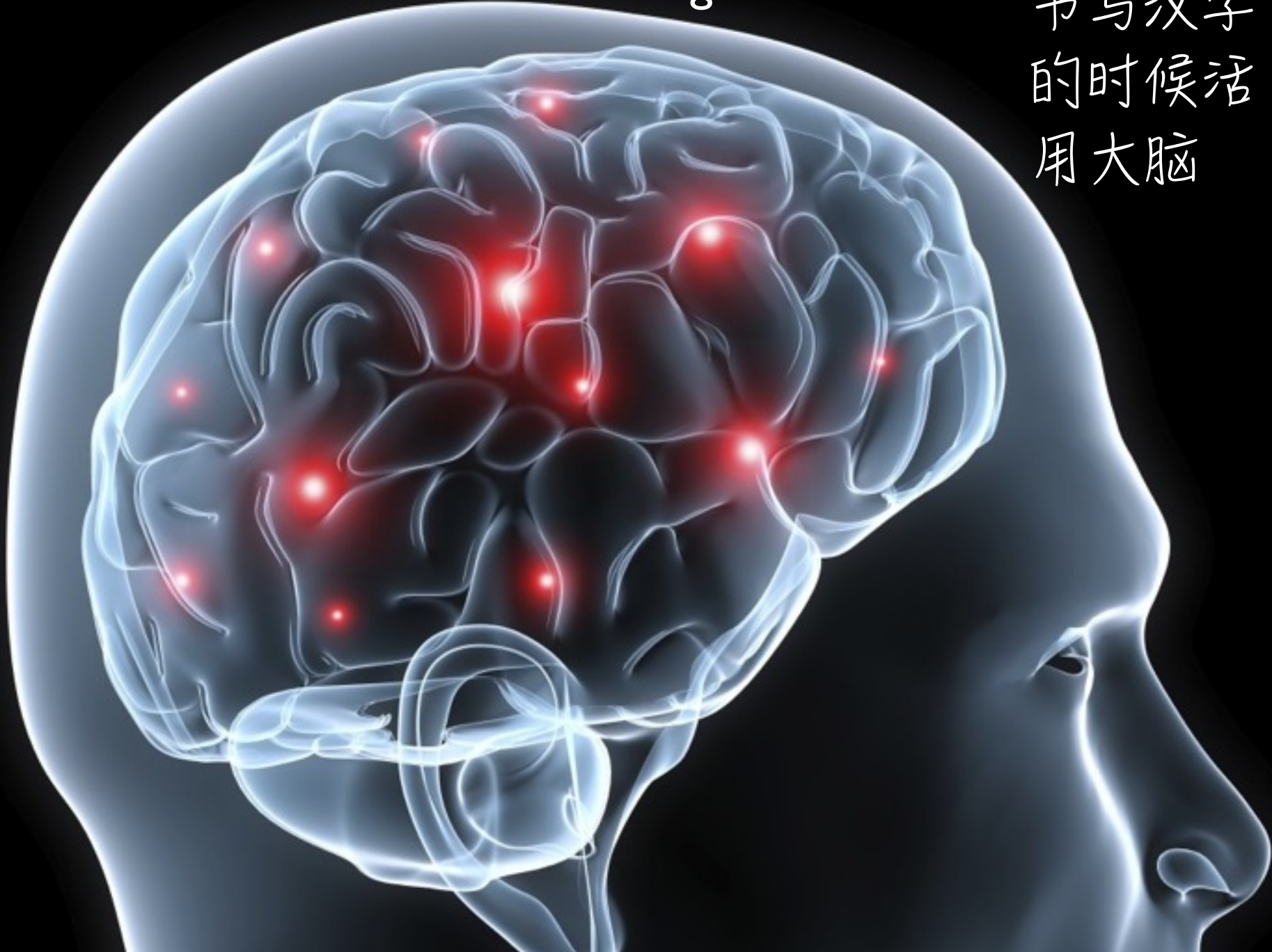


Purpose
含义



Activate the brain when writing characters

书写汉字
的时候活
用大脑




STAGE I

第一步

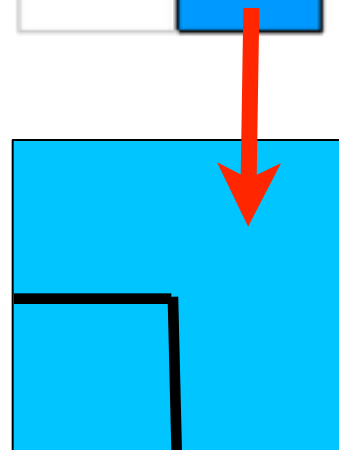
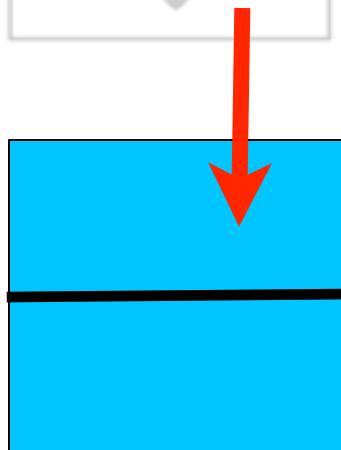
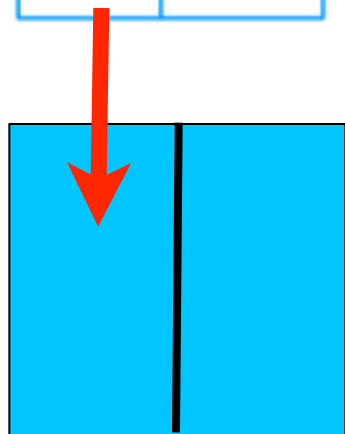
Let students explore the square that characters are in.

让学生探索在方块里的汉字




STAGE I: Parts of the square

拆分方块





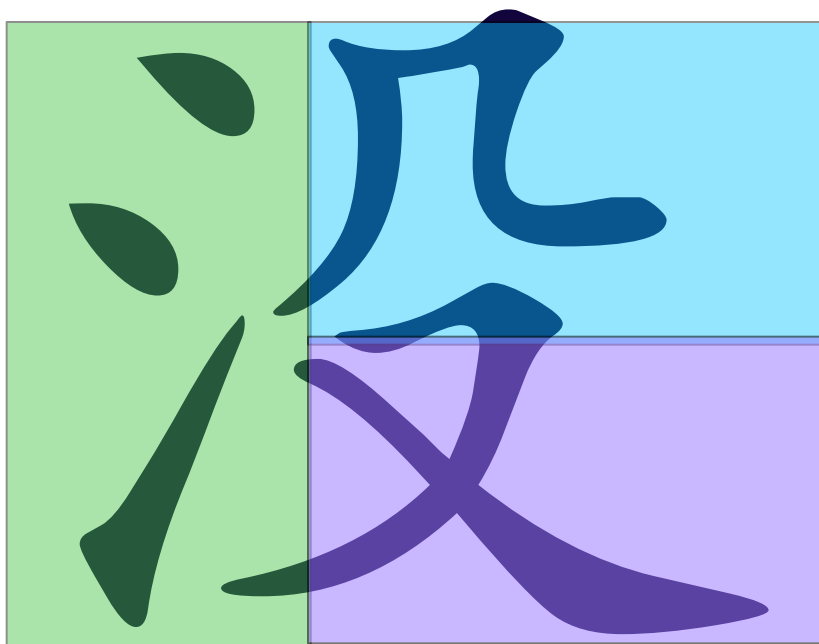
他



日

疋





Do we give students a way of **thinking** about characters?

我們有沒有給學生一種思考漢字的方法？

今天 jīntiān n. today

明天 míngtiān n. tomorrow

昨天 zuótiān n. yesterday

春天 chūntiān n. spring, springtime

天气(氣) tiānqi n. weather

天空 tiānkōng n. sky, heaven

冬天 dōngtiān n. winter



今天 jīntiān n. today

明天 míngtiān n. tomorrow

昨天 zuótiān n. yesterday

春天 chūntiān n. spring, springtime

天气(氣) tiānqi n. weather

天空 tiānkōng n. sky, heaven

冬天 dōngtiān n. winter

夏天 xiàtiān n. summer



1



2



3



4



5



5



6



7



8



9

回 门 听 口 是 你 这

STAGE 2

第二步

The **SECRET** of Chinese characters.

汉字的秘密



The Building Blocks

建筑积木或者中文偏旁部首



Make Students **INSIDERS** of Chinese characters

让学生变成汉字的内行



Ah hah!

From Day 1, students are engaged in **exploring** characters using radicals.

从第一天开始，学生就很投入的探索汉字的部首。






Radicals are what **unlock** characters

部首是解锁汉字的钥匙



- Radicals provide 'hooks' for memory

部首提供了和记忆的“连结点”



问

Learning Plan - Chinese Characters

汉字的学习规划



Uncover the secrets of Chinese characters with Detective Dan and earn Badges to solve the mystery

LEVEL 1 - What do you see in Chinese characters?

BADGE	YOUR MISSION	COMMENTS
	Group characters into 3 shapes	
	Discover 20 building blocks. Attach an image to each building block.	
	Group characters according to the building blocks	

LEVEL 2 - Get ready to take a closer look!

	Group characters into 3 more shapes / Review previous shapes	
	Learn 20 more building blocks and group characters according to these building blocks	
	Understand the Rules for writing characters and begin creating my own Writing Journal	

How People Learn:

Four cognitive processes every teacher should know

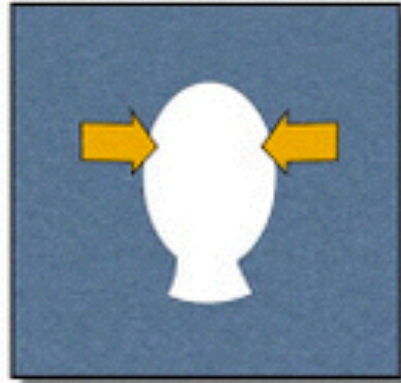
人们如何学习： - 每个教师都应该知道的四个认知过程



Attention

Curiosity
Motivation
Focus


注意
好奇心
动力
专注



Encoding

Receive and
process info.

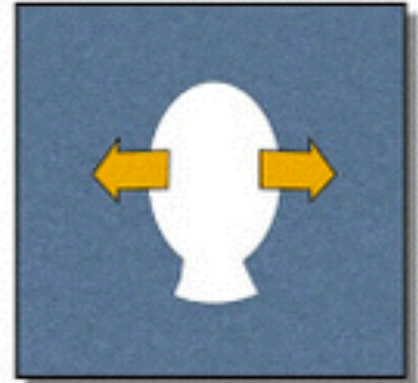
理解
接收和处理信息



Storage

Permanent
record of info.

记忆
永久记忆信息

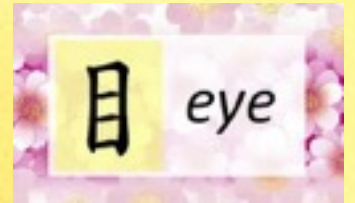
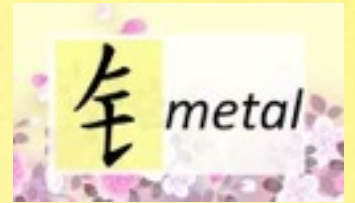
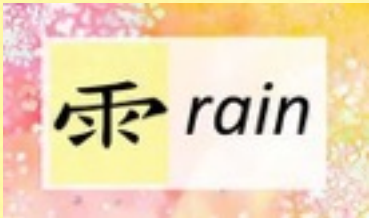


Retrieval

Recall info. in
response to a

cue.

反馈
通过提示回忆起信息




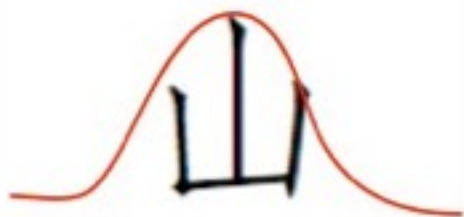


Encourage imagination and 'picture seeing'

鼓励学生用自己想象力看到图片




大	小	门	雨
山	家	马	爸
水	日	口	林
男	十	我	人




Train the brain to see patterns and connections.

训练一种能发现模式和联系思维方式





Connections strengthens memory

联系强化记忆



Intensity influences memory

强度影响记忆



Students need to **connect** characters to visual memory

学生需要把汉字和视觉记忆连结起来。







Passive Learning 被动学习

My School - New words

Go	去
Classroom	教室
Office	办公室
Sports field	运动场
Library	图书馆
Assembly hall	礼堂
Dining hall	食堂
Toilet	洗手间



Copy the words and remember them.

复写汉字，记住！

Active Learning- 主动学习

My School - New words

去：土,厶 earth / private

教室：孝,攴 obedience /

办公室：力,八,八,厶,宀,至

运动场：辶,云,云,力,

图书馆：口,冬,讠,官

礼堂：宀,口,土

食堂：食,宀,口,土

洗手间：氵,先,手,门,日



Identify the Building Blocks (Radicals)

识别偏旁部首

I know 耳
is ear.

I can see
heart 心

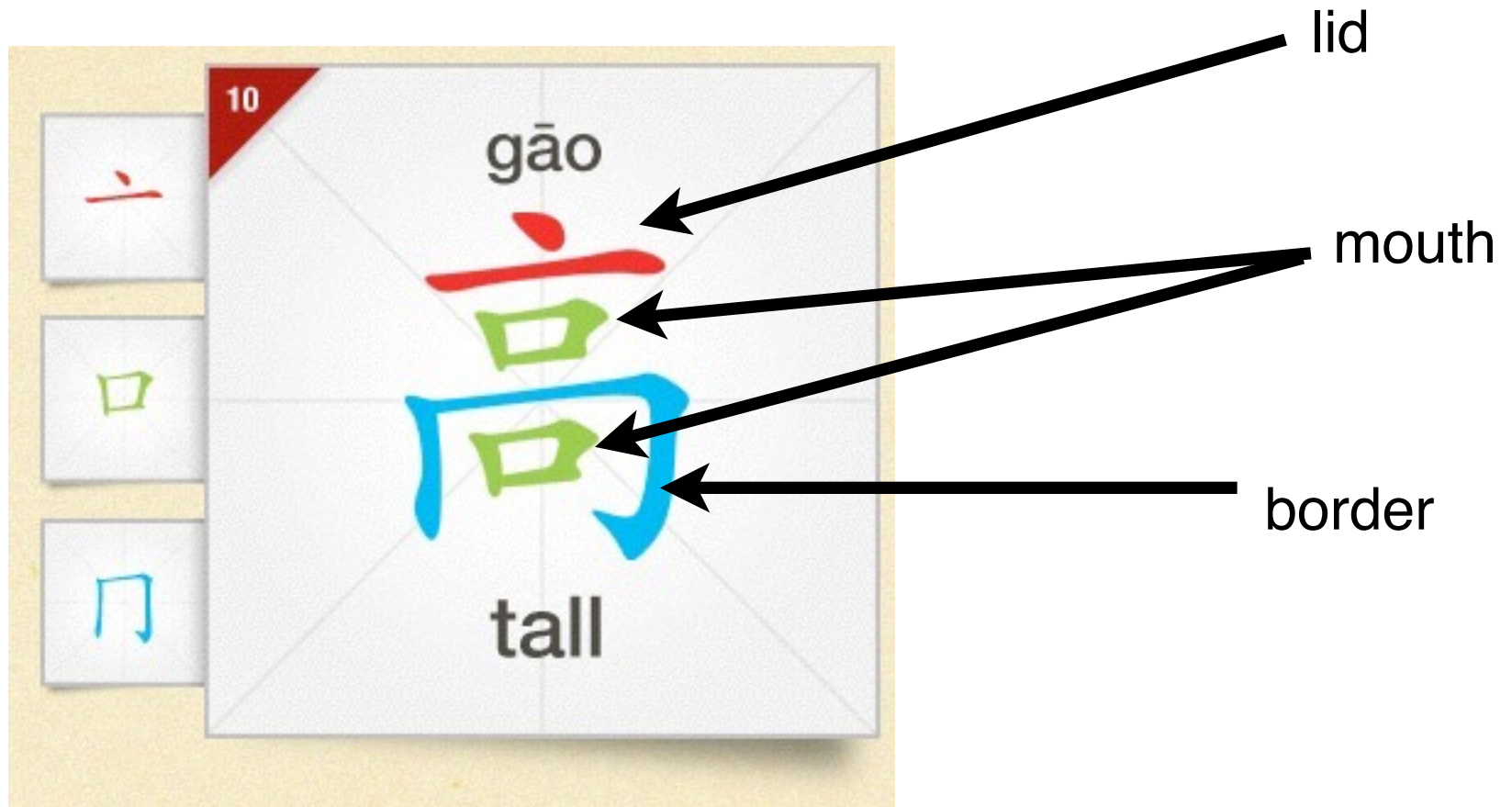
I
wonder
why 王 is

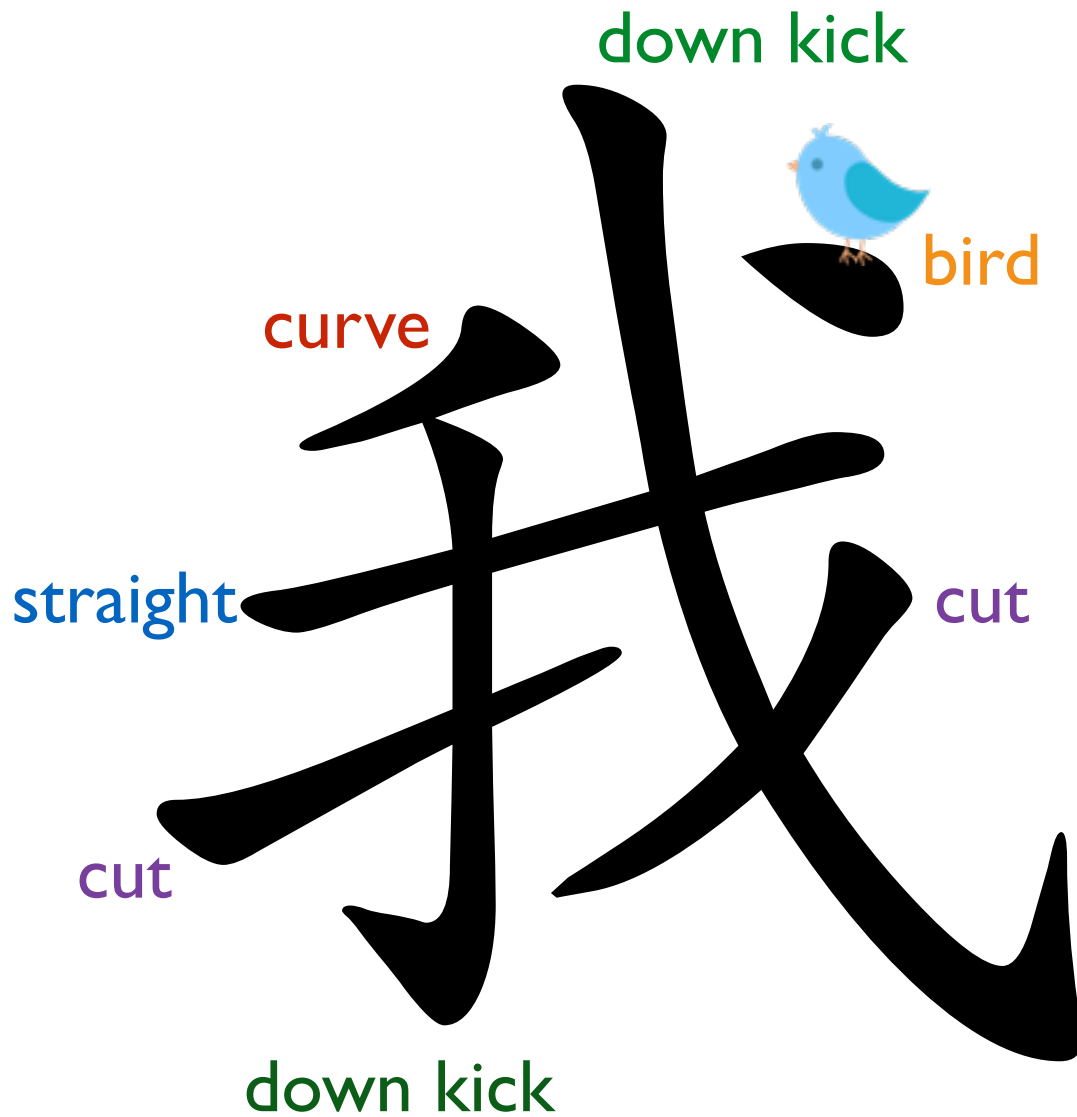
聽起來

Allow guessing 允许猜猜看


Initially give English names to the writing strokes

首先，给书写比划起英文名字






Encourage students to 'verbalize' when writing.
鼓励学生写汉字时用“语言表达”



Look

看



Cover

遮




Write

写



Check

检查




Look, Cover, Write, Check

Look, Cover, Write, Check.

New Vocabulary - Food

Look




Cover



Write



Check



点心				
豆腐				
汉堡包				
烤鸭				
西瓜				

Students need to **classify**
characters

学生需要分类汉字

口

口吃喝唱嘴哭

手	hand
打	to hit
投	to throw
拾	to pick up
指	to point
持	to hold

Students need to
compare characters

学生需要对比汉字

Tactile Characters

Pre-Writing Activities

写前热身



Popcorn characters

爆米花字



Playdoh characters

橡皮泥字



Pretzel characters 饼干字

Shaving Cream Characters 奶油字




Disappearing characters

消失不见的汉字



Classroom Word Wall 汉字墙



apple: 苹果

apple: 苹果

age: 岁



brother: 哥哥

brother: 弟弟

because: 因为



called: 叫

cat: 猫



Dad: 爸爸


dog: 狗




now: 现在



now: 现在



now: 现在



question: 问题

Conjunctions

但是 dàn shì	还有 hái yǒu
因为 yīn wéi	所以 suǒ yǐ
或者 huò zhě	而且 ér qiě
然后 rán hòu	也 yě

Colours

颜色 yánsè	colour
白色 báisè	white
橙色 chéngsè	orange
黑色 hēisè	black
红色 hóngsè	red
黄色 huángsè	yellow
蓝色 lánsè	blue
绿色 lǜsè	green
紫色 zǐsè	purple
棕色 zōngsè	brown



Occupations (n)

经理 jīng lǐ	警察 jǐng chá
★ 工程师 gōng chéng shī	★ 律师 lǜ shī
★ 建筑师 jiàn zhù shī	★ 银行家 yínháng jiā
★ 演员 yǎn yuán	★ 飞行员 fēi xíng yuán

places (n)

厕所 cè suǒ	衣服 yī fu
小卖部 xiǎo mài bù	牛仔裤 niú zǎi kù
超市 chāo shì	手套 shǒu tāo
游泳池 yóu yǒng chí	围巾 wéi jīn
饭店 fàn diàn	帽子 mào zi
电影院 diànyǐng yuàn	东西 dōng xi



měi shù shì
art room
yīn yuè shì
music room
tǐ yù
P.E.

Response

还可以 hái kě yǐ	maybe ok
不用谢 bú yòng xiè	You're welcome
没关系 méi guān xi	It doesn't matter
谢谢 xiè xiè	thank
对不起 duì bu qǐ	I am sorry; excuse me

Transport nouns

渡船 dù chuán	渡船 boat
汽车 qì chē	汽车 car
校车 xiào chē	校车 school bus
地铁 dì tiě	地铁 subway
飞机 fēi jī	飞机 plane
火车 huǒ chē	火车 train
电车 diàn chē	电车 tram
出租车 chū zū chē	出租车 taxi
自行车 zì xíng chē	自行车 bike
公共汽车 gōng gòng qì chē	公共汽车 bus

French (people)

ào dà lì yà rén
澳大利亚人

Australian (people)

yīng guó rén
英国人 Briton

American (people)

měi guó rén
美国人

China

Fruit nouns

西瓜 xī guā	桔子 jú zi
香蕉 xiāng jiāo	西瓜 xī guā
葡萄 pú tao	桃子 táo zi
葡萄 pú tao	草莓 cǎo méi
苹果 píng guo	草莓 cǎo méi
苹果 píng guo	草莓 cǎo méi

(n) Food

炒饭 chǎo fàn	鸡蛋 jī dàn
饺子 jiǎo zi	馄饨 hún tun
牛排 niú pái	面包 miànbāo
薯条 shǔ tiáo	牛奶 niú nǎi
薯条 shǔ tiáo	牛奶 niú nǎi
薯条 shǔ tiáo	牛奶 niú nǎi
薯条 shǔ tiáo	牛奶 niú nǎi



Verbs

喜欢 xǐ huān	吃 chī	听 tīng	说 shuō
要 yào	看 kàn	买 mǎi	坐 zuò
是 shì	来 lái	去 qù	喝 hē
想 xiǎng	住 zhù	在 zài	有 yǒu
不 bù	帮 bāng	玩 wán	踢 tī
没 méi	爱 ài	等 děng	做 zuò
别 bié	觉得 jié de	等 děng	打 dǎ

Nouns


Nouns 的 de's

妈妈 mā ma	爸爸 bà ba	猫 māo
哥哥 gē ge	弟弟 dì di	狗 gǒu
妹妹 mèi mei	姐姐 jiě jie	
我们 wǒ men	你们 nǐ men	他们 tā men
我们 wǒ men	你们 nǐ men	他们 tā men

秋天 qiū tiān	autumn
春天 chūn tiān	spring
夏天 xià tiān	summer
冬天 dōng tiān	winter

Time / Place

点 diǎn	分 fēn	星期 xīng qī
昨天 zuó tiān	明天 míng tiān	
今天 jīn tiān	去年 qù nián	
明年 míng nián	今年 jīn nián	
什么时候 shí wèi shí hou	常常 cháng cháng	
每天 měi tiān		



Learning Map

学习地图

Questions
哪儿 nǎ er? (n = where)
什么 shí me? (me = what)
吗 ma?

Rainbow Writing

彩虹汉字



绿
蓝
黑
红



Students use a **4 color pen** to learn the stroke order of characters.

学生用四种颜色的笔学习汉字笔画顺序

Feedback?

Suggestions?

Comments?

