



1952



60+ years

让我们去60年到未来。

2016

I don't understand!

I already know this!

I can't keep up!

你可以看到，教学方法并没有太大的改变。  
尽管60年来，关于学习的研究已经改变。

Do you  
**FILL THE BUCKET?**

填鸭式教学



# Fill the bucket

大家学习一样的方法和一样的内容

学生过度依赖

以老师为重心

内容

student  
dependence

teacher  
focus

content

knowledge

知识

everyone  
learns the same  
content and the  
same way



Or do you LIGHT THE FIRE?

启发式教学

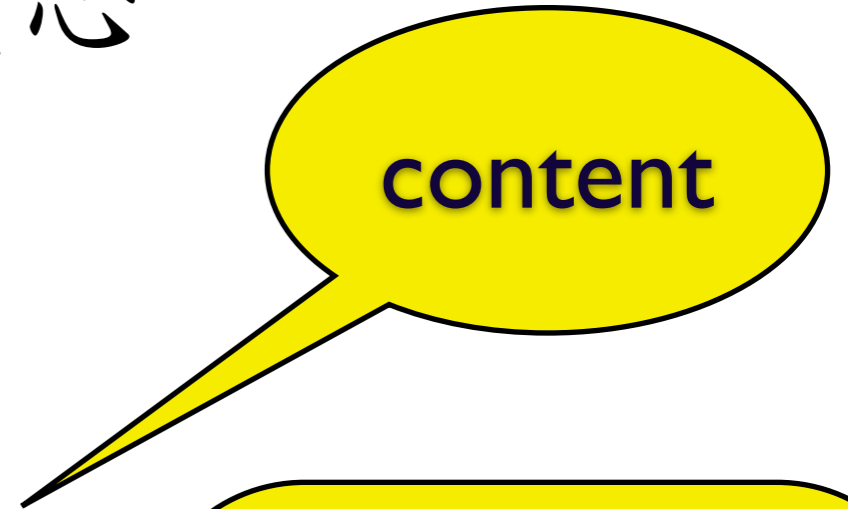
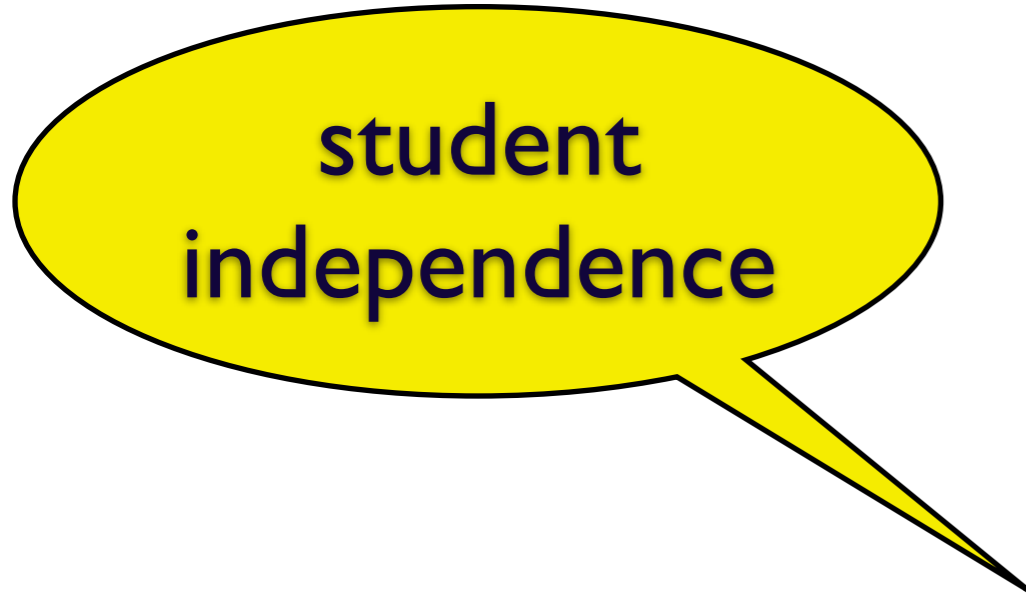


# Light the fire

内容

独立学习

以学生为重心



学以致用

依学生的需求，  
调整学习的内容  
和方式



How will you “light the fire” in  
your Chinese classroom?





Whiteboards



1-1 Laptops

What PEDAGOGY underpins your use of technology?






Apps



iPads

# Watch - Summarize - Question

|   |                                     |
|---|-------------------------------------|
|  <p>看<br/>Watch</p>        | <input checked="" type="checkbox"/> |
|  <p>总结<br/>Summarize</p>  | <input type="checkbox"/>            |
|  <p>Questions<br/>问题</p> | <input type="checkbox"/>            |

<https://www.youtube.com/watch?v=iQWvc6qhTds>





Turn

TALK

and

# Traditionally Chinese is taught like this...

## **In the classroom**

The teacher introduces  
new content



## **At home**

Review and apply



flip

颠覆传统的课堂

## At home

- ❖ View new content
- ❖ Summarize
- ❖ Prepare questions



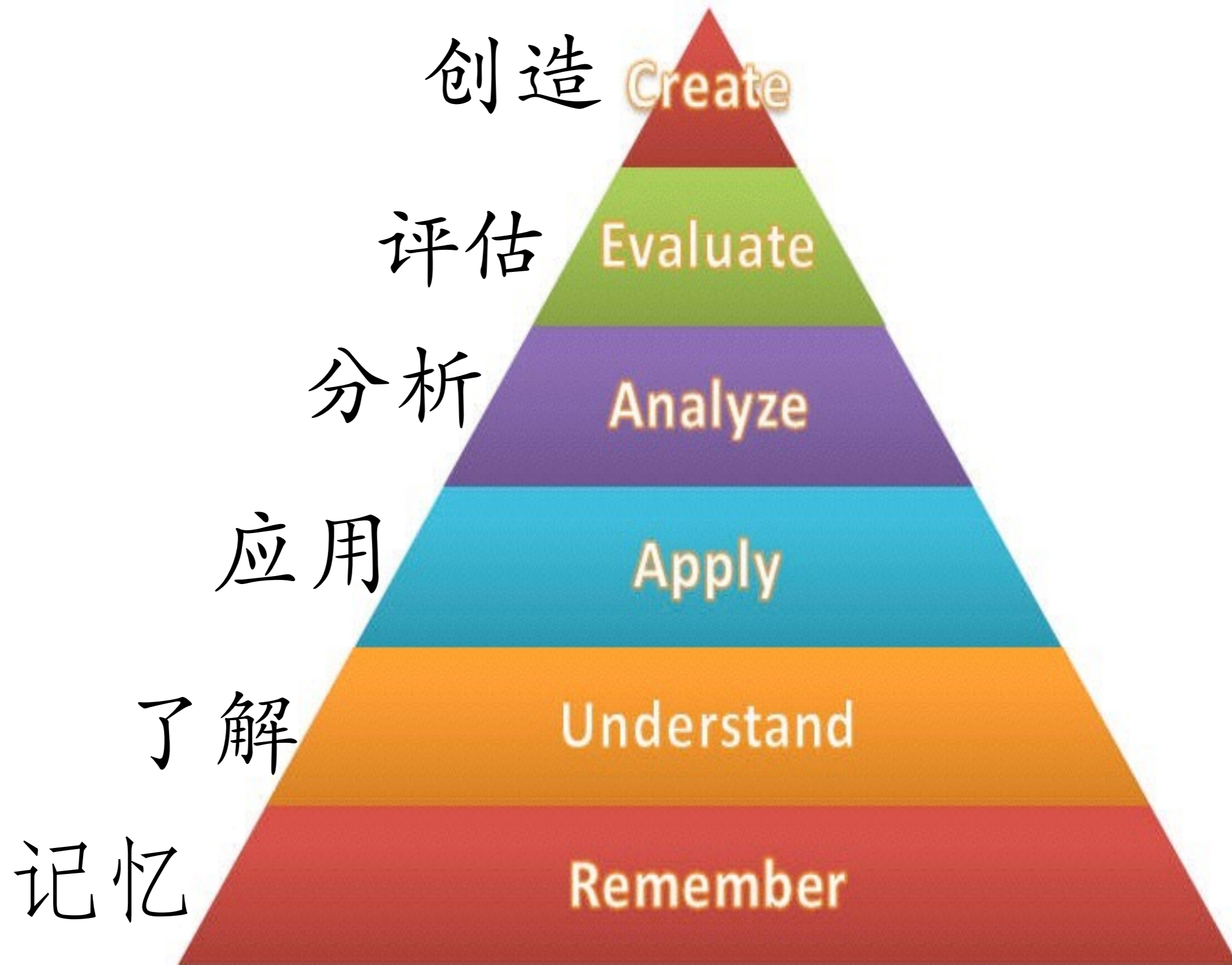
## In Class

- ❖ Review content
- ❖ Apply new knowledge





# Bloom's Taxonomy 布鲁姆分类学



# Bloom's Taxonomy 布鲁姆分类学

At home

功课



In class

上课



flip

颠覆传统的课堂

# Bloom's Taxonomy 布鲁姆分类学

In class

上课



创造 Create

评估 Evaluate

分析 Analyze

应用 Apply

At home

功课



了解 Understand

记忆 Remember

A  
P  
P  
L  
Y



PASSIVE  
被动学习



ACTIVE  
主动学习

# Step 1.

Students watch videos at home.

学生在家里看老师指定的影片



# Step 2.

Students come to class already exposed to the new content.

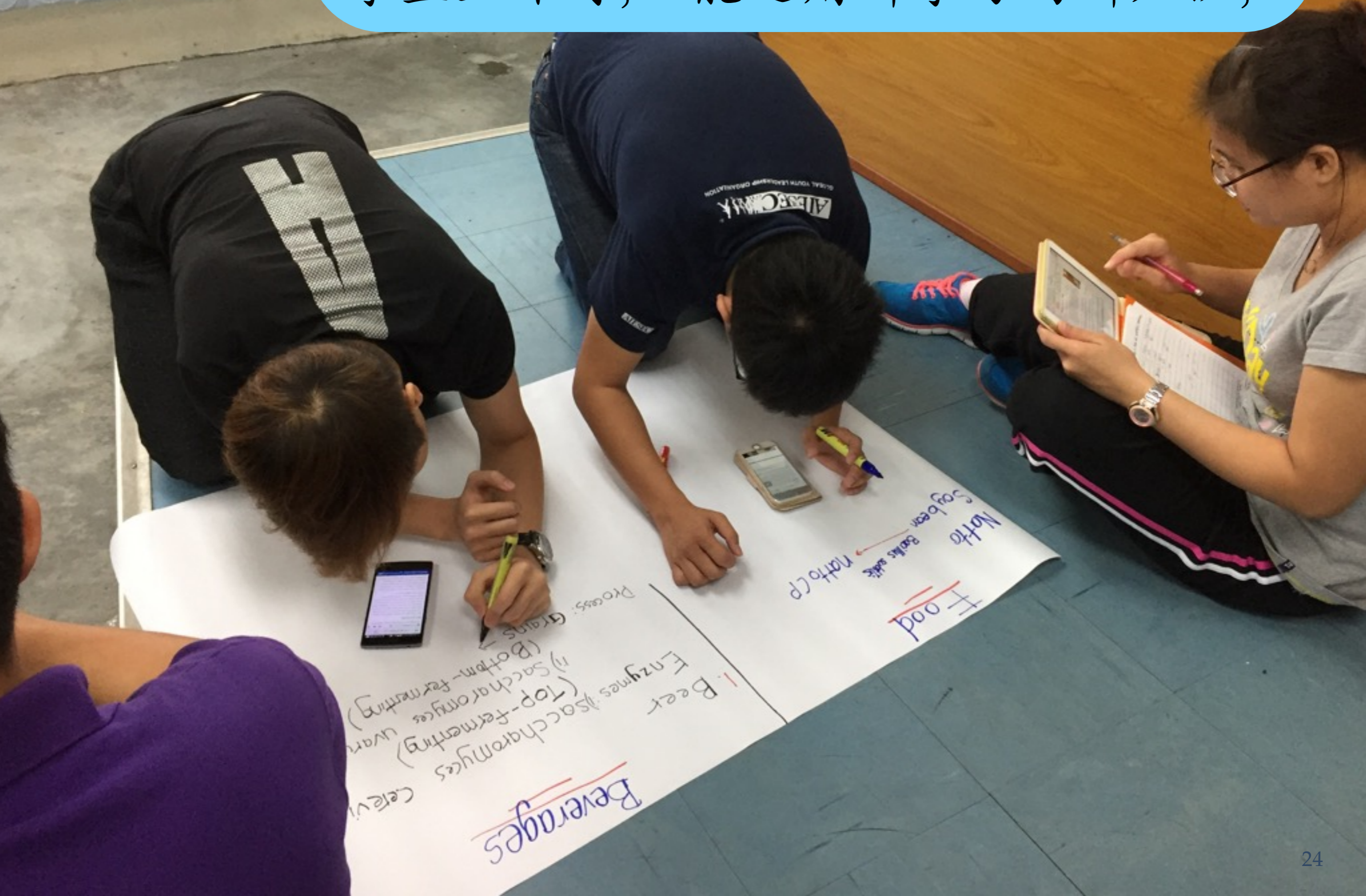
Watch  
看

Summarize  
总结

Questions  
问题

# Step 3.

Students **apply** the new content during class time.  
学生上课时，能运用所学习的新知识，





Let's compare the two teaching models!

## A Regular Lesson

Connect  
Introduction  
New Content  
Review  
Practice

## A Flipped Lesson

Review  
Summarize  
Questions  
Apply

# How often?

Some teachers build up a library of videos that become their digital textbook.

Some teachers flip the classroom 1-2 times a week.

Some teachers flip the classroom at the beginning of unit.

WHY?

# FLIPPED CLASSROOM

# The Flipped Classroom IS

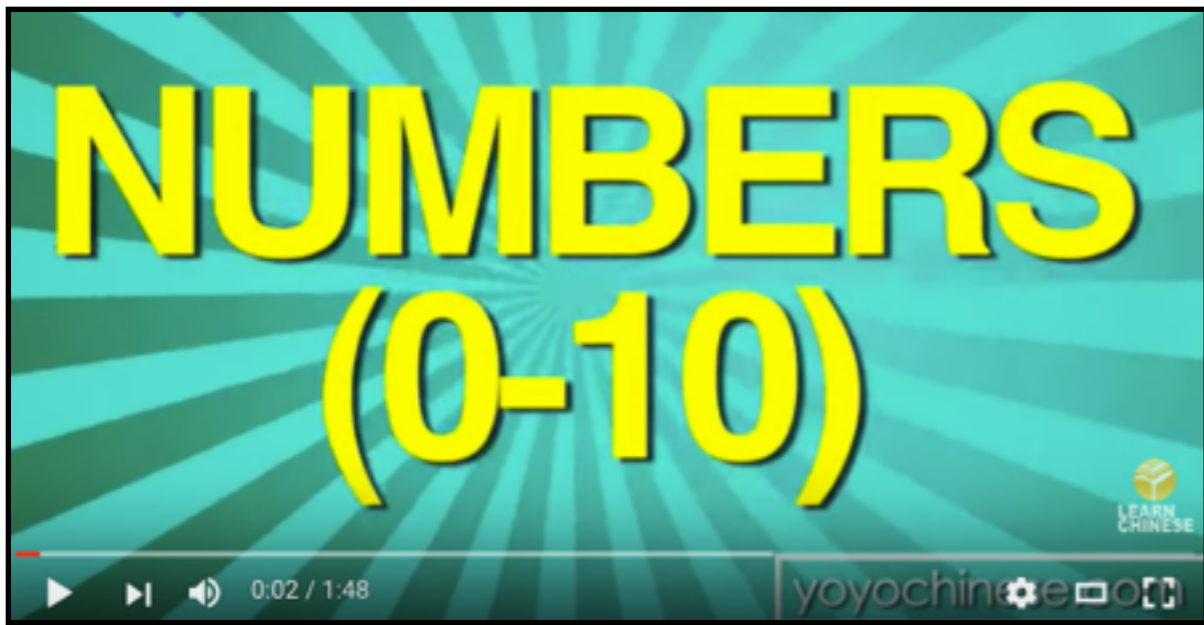
- Stop
- Rewind
- Re-watch

# The Flipped Classroom IS

- Engagement
- Responsibility

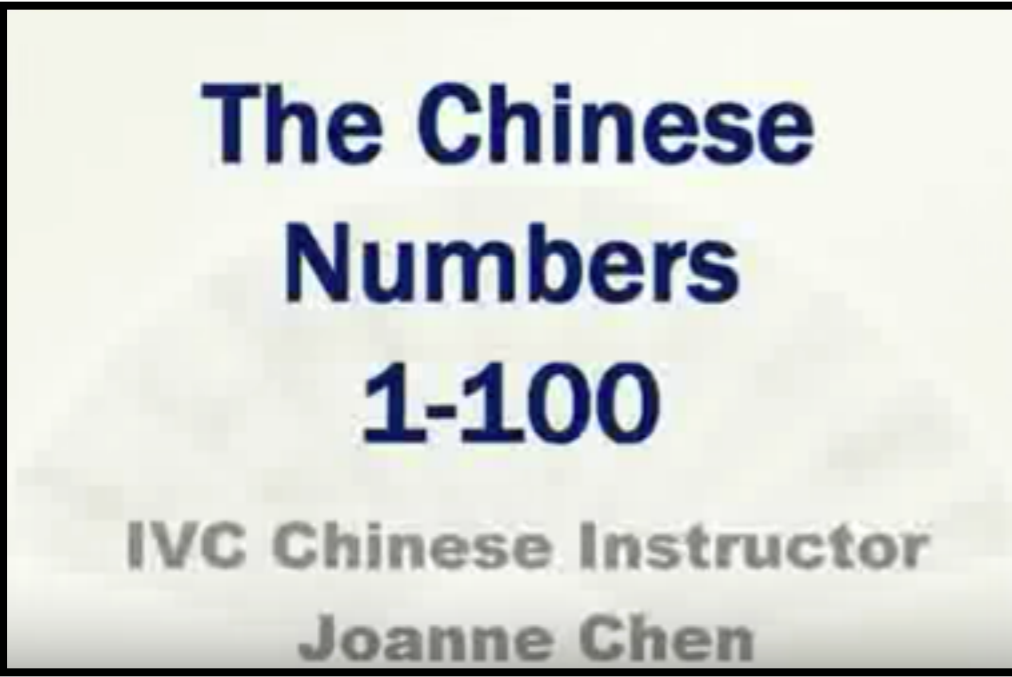
# The Flipped Classroom IS

- Differentiation

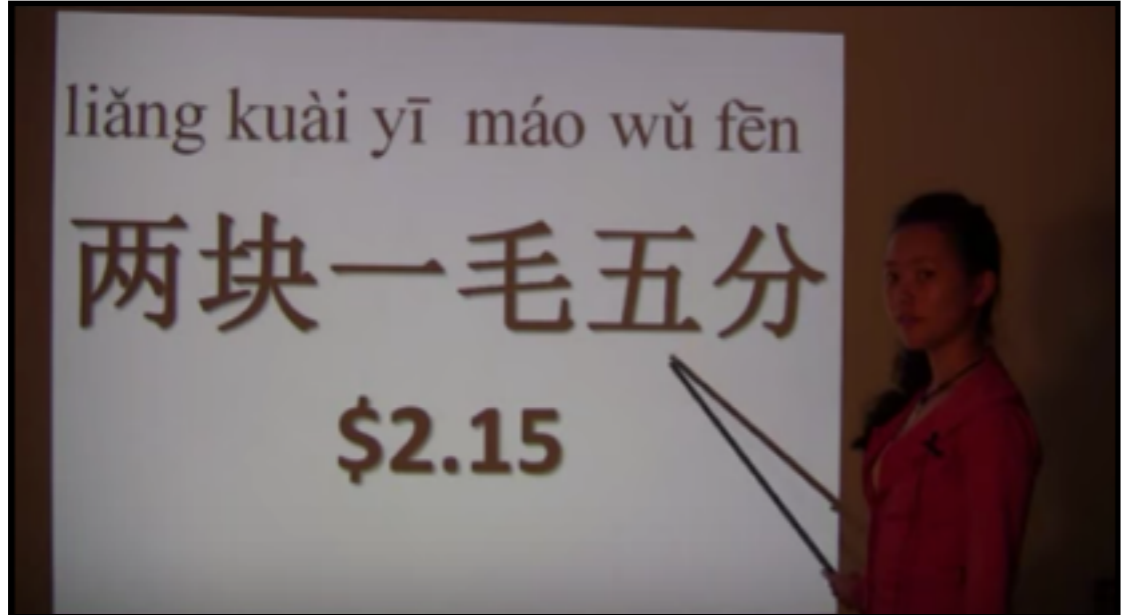


# Differentiation

← Beginners



← Intermediate



← Advanced

# The Flipped Classroom IS

- More time speaking Chinese



# Apply new content in different contexts



# More Class Time for...




# Higher-order thinking

Addition Story

Problems

加法

# Project-based Learning



Active

Collaborative

# PEDAGOGY

Student  
Centered

Differentiation

# Questions



❖ How can students learn in just 5-10 minutes?

在短短的五到十分钟里，学生如何学习呢？

Concentrated information  
No classroom distractions  
Ability to rewind  
Motivation

15-10 minute video

50 minute lesson



❖ What if students don't have access to the Internet?

学生如果无法上网怎么办?

- ❖ Provide CDs or flash drive
- ❖ Library access
- ❖ Classroom computer access
- ❖ Buddy up!





❖ What if students don't watch the videos?

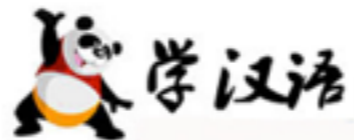
如果学生不看指定教学影片怎么办?

Clear Expectations  
Parent Support  
Incentive System



Dear Parents,

Your child has an exciting year of Chinese classes this year!



To engage students in enjoyable and challenging learning, I will be using a teaching model known as the 'flipped classroom.'

In short, a 'flipped classroom' switches around the traditional order of teaching with the purpose of creating a more in-depth and supportive environment in the classroom when the teacher is present and able to help students. Your child will also receive more individualized help and gain a deeper understanding of content.

Twice a week, students will be required to complete the following homework:

1. **W**atch - For homework, students are required to watch videos assigned by me. The videos introduce new content, and because they can pause, rewind and re-watch the videos, students can learn at their own pace.
2. **S**ummarize - While watching the video, students will write a summary of what they find out. Sometimes this will mean completing a worksheet or activity.
3. **Q**uestion - Finally, students will prepare questions about the video content for the next day's lesson.

Students will come to class next day, prepared with a completed **WSQ** worksheet, so they can participate in the activities planned.

The Flipped Classroom model is a very exciting way for students to learn Chinese successfully. As a parent you can help in the following ways:

1. Provide students with a quiet place to watch the lecture video (preferably with headphones to limit distractions) each night. If Internet access is not available at your house, provide your student with the time to stay after school to watch the video in the school library or my classroom.
2. Encourage students to take their time while watching the videos, which means they pause, rewind, or re-watch portions of the video when the teaching is going too fast or when students need a minute to make sense of what was taught.

In the Flipped Classroom, watching the assigned videos at home is central to your child's learning. The **WSQ** worksheet is also part of the Assessment

# Letter to Parents

✦ How do I know if the students watch the videos?

如何评估学生是否有看指定教学影片呢？

Watch  
看

Summarize  
总结

Questions  
问题

# How?



## 3 Examples from a Flipped Kindergarten Classroom

This is My Family

Parts of My Body

My Hobbies

## 2 Examples from the first week in Secondary School Chinese Class

Classroom Commands

Hobbies and Sports

This is My Family.

这是我的家

# Step 1.

## My Family Can Do Statements

- I can identify members of my family.
- I can express my family members ages.
- I can introduce my family with 这是
- I can express occupations of family members.

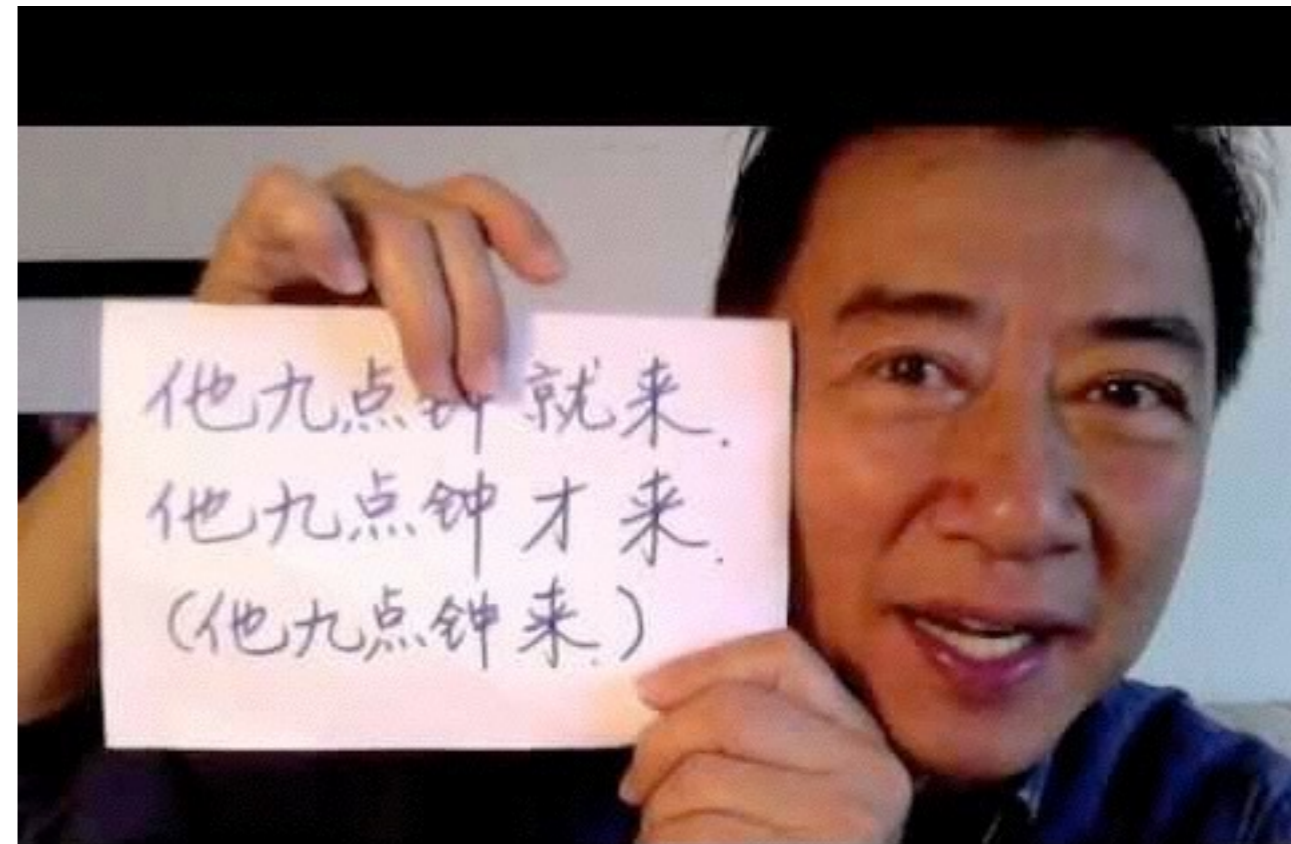
# Step 2.

1. Teachers prepare videos. 老师提供指定优良教学影片

Use existing  
resources

OR

Create your  
own  
resources





看

Watch

总结

Summarize

Questions

问题

| English                 | Pinyin       | Characters |
|-------------------------|--------------|------------|
| This is                 | zhè shì      | 这是         |
| My family               | wǒ de jiā    | 我的家        |
| Mom                     | mā mā        | 妈妈         |
| Dad                     | bà           | 爸爸         |
| Older Sister            | lǚ jiě       | 姐姐         |
| Older Brother           | gē gē        | 哥哥         |
| Younger Sister          | mèi mei      | 妹妹         |
| Older Sister            | Jiě jiě      | 姐姐         |
| I'm Called              | wǒ jiào      | 我叫         |
| Has/Have                | yǒu          | 有          |
| Measure word for People | kǒu          | 口          |
| My                      | wǒ de        | 我的         |
| Doctor                  | yī shēng     | 医生         |
| Teacher                 | lǎo shī      | 老师         |
| University student      | dà xué shēng | 大学生        |
| Hello everybody         | dà jiā hǎo   | 大家好        |

# At Home

URL: <http://www.creativechinese.com/my-family-weiwei-and-feifei/>



❖ Weiwei and Feifei Cartoon Series made at [GoAnimate.com](http://GoAnimate.com)

# In-class

3  
minutes

❖ Review of video as a whole group

3 minutes

❖ Quick Quiz of video content with 'koosh ball'



5  
minutes

❖ Question Time / Direct Teaching

5  
minutes

❖ Talk Partner Time (TPT) (Teacher Assessment)



30  
minutes

❖ Apply new content - TASK CARDS

## TASK CARD #1

You are traveling on a plane to China. A stranger sees you looking through your phone at your family photos and asks you who they are.

LET'S

TALK

## TASK CARD #2

Write a script and perform 'This is your Life' skit. Introduce each family member and 1 piece of information about each one.



# TASK CARD

WORK WITH A PARTNER

I am travelling on a plane to China. A stranger sees me looking through my phone at my family photos and asks me who they are.



How will you demonstrate your learning?

Perform a role-play and include information about family members, their ages, and occupations.

# TASK CARD

WORK WITH A PARTNER

I am writing a script based on the TV show 'This is your Life'. I will introduce each family member and 1 piece of information about each one.



How will you demonstrate your learning?

Create a video titled "This is your Life" and present it to the class for peer assessment.


# My Body

土豆

tǔ dòu

手

shǒu



手

shǒu

tuǐ

tuǐ

# Step 1.

## My Body


### Can Do Statements

- I can identify parts of the body.
- I can use measure words ( 只, 张, 个 )
- I can use numbers.
- I can ask if someone would like to dance.

看  
Watch

总结  
Summarize

问题  
Questions





# Parts of My Body

一个土豆



ONE POTATO

# In-class

5  
minutes

❖ Question Time (Assessment)  
上课时，总是以问问题和讨论作为开场

3 minutes

❖ Quick Quiz with Teams

5  
minutes


❖ Talk Partners - Practice song.


40  
minutes

❖ Make a Book about Body Parts.

3  
minutes

❖ Exit slip







# First Week of Chinese

Expectations

Why learn  
Chinese?

Establish  
Routines

Essential  
Classroom  
Words

# Step 1.

## Essential Classroom Words

### Can Do Statements

- I can respond to simple classroom commands.
- I can greet my teacher at the start of class.
- I can understand the use of: 你, 她, 他, 我
- I can listen actively and guess meaning by context and gestures.

看

Watch

总结

Summarize

问题

Questions

| English       | Character | Pinyin                |  |
|---------------|-----------|-----------------------|--|
|               | 大家        | Dà jiā                |  |
|               | 起立        | qǐ lì                 |  |
| Sit down      | 请坐        | qǐng zuò              |  |
|               | 对         | duì                   |  |
|               | 你说        | nǐ shuō               |  |
| Written down  | 写了        | Xiě le                |  |
| Take a look   | 你看        | nǐ kàn                |  |
|               | 你好        | nǐ hǎo                |  |
| Hello teacher | 老师好       | Lǎo shī hǎo           |  |
|               | 大家好       | Dà jiā hǎo            |  |
|               | 不对        | Bù duì                |  |
| Late!         | 迟到了       | Chí dào le            |  |
| In English?   | 英文怎么说?    | Yīng wén zěn me shuō? |  |
|               | 我         | Wǒ                    |  |
| You           | 你         | nǐ                    |  |
|               | 他 / 她     | tā / tā               |  |

QUESTIONS:



# First Day of Secondary School

# In-class

5  
minutes

❖ Question Time (Assessment)  
上课时，总是以问问题和讨论作为开场

3 minutes

❖ Simon Says... Game

5  
minutes

❖ Talk Partners - 'Mirror Me'

30  
minutes

❖ Create a video of Classroom commands for the younger grade levels.

# STEP 1

想想你想颠覆什么样的教学主题呢？

✿ **CHOOSE** a topic you want to flip.

4 爱好 ài hào Hobbies  
Asking yes/no questions

a 看书 kàn shū  
b 看电视 kàn diàn shì  
c 看电影 kàn diàn yǐng  
d 听音乐 tīng yīn yuè  
e 做运动 zuò yùn dòng  
f 玩儿电脑 wánr diàn nǎo  
g 跳舞 tiào wǔ

**1** Listening  
Listen to find out what these teenagers do in their spare time. Write down the letter (a-g) for the activity each person does. (1-5)  
1 Zhang Wen    3 Chen Ming    5 Wang Li  
2 Mao Lan    4 Liu Hong

**2** Reading  
Read Chen's diary opposite for Saturday. Answer the questions in English.

1 When does Xiao Chen read?  
2 What does Xiao Chen do from 11am to 12 noon?  
3 What does he have for lunch?  
4 When does Xiao Chen play sports?  
5 How long does he spend listening to music?

**GRAMMAR: Yes/no questions**  
To ask somebody whether or not they do a certain activity, you can use a positive/negative questioning style. First say the verb (看 = watch), then follow this directly with the negative form of the verb (不看 = don't watch).  
For example:  
你每天晚上看不看电视? Do you watch TV (or not) every day?

**EXAM TIP**  
Make sure that you understand the two main types of basic questions – both those ending in 吗 and 'yes/no' questions. Both types will be asked in the speaking assessment.

星期六  
早上: 九点 - 十点半  
看中文书  
十点半 - 十一点  
喝茶  
十一点 - 十二点  
玩儿电脑  
十二点 - 十二点半  
吃牛肉面  
下午: 十二点半 - 一点半  
看电视  
一点半 - 三点半  
做运动  
四点 - 五点半  
听音乐

Hobbies  
爱好

# STEP 2

## Student Learning Outcomes

决定教学目标和学生的学习效果。



### I Can....

1. Tell others what my hobbies are.
2. Express hobbies I dislike.
3. Ask others what they like / don't like to do.
4. Invite someone to do an activity on the weekend.

# STEP 3

## ❖ What is the language content?

|     |            |   |   |   |
|-----|------------|---|---|---|
| 周末  | zhōumò     | 1 | 1 | 4 /weekend/   |
| 打球  | dǎ qiú     | 1 | 1 | 4 /to play ball/to play with a ball/<br>/to beat/to strike/to hit/to break/to type/to mix up/to build/to<br>fight/to fetch/to make/to tie up/to issue/to shoot/to calculate/to play   |
| 打   | dǎ         | 1 | 1 | 4 (a game)/since/from/<br>/ball/sphere/globe/CL:個 个[ge4]/ball   |
| 球   | qiú        | 1 | 1 | 4 game/match/CL:場 场[chang3]/<br><br>/to see/to look at/to read/to watch/to consider/to regard as/to view<br>as/to treat as/to judge/(after repeated verb) to give it a<br>try/depending on (how you're judging)/to visit/to call on/to treat (an<br>illness)/to look after/Watch out! (for a danger)/ |
| 看   | kàn        | 1 | 1 | 4 /television/TV/CL:臺 台[tai2]個 个[ge4]/  |
| 电视  | diànshì    | 1 | 1 | 4 /electric/electricity/electrical/   |
| 电   | diàn       | 1 | 1 | 4 /to look at/to regard/to inspect/   |
| 视   | shì        | 1 | 1 | 4 /to sing a song/  |
| 唱歌  | chàng gē   | 1 | 1 | 4 /sing/to call loudly/to chant/  |
| 唱   | chàng      | 1 | 1 | 4 /song/CL:支[zhi1]首[shou3]/to sing/   |
| 歌   | gē         | 1 | 1 | 4 /to dance/  |
| 跳舞  | tiào wǔ    | 1 | 1 | 4 /to jump/to hop/to skip over/to bounce/to palpitate/  |
| 跳   | tiào       | 1 | 1 | 4 /to dance/to wield/to brandish/   |
| 舞   | wǔ         | 1 | 1 | 4 /to let/to allow/   |
| 听   | tīng       | 1 | 1 | 4 /music/CL:張 张[zhang1]曲[qu3]<br><br>/couple/pair/to be opposite/to oppose/to face/versus/for/to/correct  |
| 音乐  | yīnyuè     | 1 | 1 | 4 (answer)/to answer/to reply/to direct (towards sth)/right/  |
| 对   | duì        | 1 | 1 | 4 /sometimes/   |
| 有时候 | yǒu shíhou | 1 | 1 | 4 /time/length of time/moment/period/   |
| 时候  | shíhou     | 1 | 1 | 4 /to read/   |
| 看书  | kàn shū    | 1 | 1 | 4 /book/letter/CL:本[ben3]冊 册[ce4]   |
| 书   | shū        | 1 | 1 | 4 /movie/film/CL:部[bu4]片[pian4]   |
| 电影  | diànyǐng   | 1 | 1 |   |

Watch

Summarize

Questions

# STEP 4

3 Questions I have

- 1.
- 2.
- 3.

Summarize what you learnt from watching the video:

## 爱好 - Hobbies

|     |                        |
|-----|------------------------|
| 听音乐 | Listen to music        |
| 看电影 | Watch movies           |
| 看电视 | Watch television       |
| 做作业 | Do homework            |
| 踢足球 | Play football (soccer) |
| 打篮球 | Play basketball        |
| 打网球 | Play tennis            |
| 跑步  | Run                    |
| 跳舞  | Dance                  |
| 游泳  | Swim                   |

|           |                  |
|-----------|------------------|
| 最         | The most         |
| 不太        | Not too (much)   |
| 常常        | Often            |
| 每天        | Every day        |
| 有意思       | Interesting      |
| 还是。 . . ? | <u>Or...?</u>    |
| 喜欢        | Like             |
| 会         | Can, know how to |

# STEP 5



# STEP 5

Students are given **TASK CARDS** to apply the new content.





# TASK CARD

WORK WITH A PARTNER

I am a Journalist for a popular website. I am meeting with a famous sports celebrity to talk about his/her favorite sports and hobbies.



HOW WILL YOU DEMONSTRATE YOUR LEARNING?

Present the interview to the class using Chinese only. The interview must include a minimum of 8 questions and answers.

## Interview a Sports Person

You will Interview a sportsperson using Chinese. Your partner and yourself will work on writing questions and answers in Chinese. Rehearse the Interview and be ready to present the Interview to your teacher.

Useful sentences:


你叫什么名字？

你几岁？

你是哪国人？

你喜欢什么运动？

你会打.....吗？



**More useful questions for your Interview:**

- When did you first start playing...?
- How often do you play...?
- Why do you like playing....?
- Where do you play.....?

**Get started:** Write your first draft here and get feedback from your teacher and classmates before you rehearse the Interview.

---

---

---

---

---

---

---

---

---

---

---

# The Flipped Chinese Classroom Planning Sheet

Topic/Theme

What topic do you want to flip?

**Hobbies**

Teacher:

**Ms. Li**

Grade:

**9**

Level

Learning Outcomes

What are the Student Learning Outcomes?

I can:

- Tell others what my hobbies are.
- Express hobbies I dislike.
- Ask others what they like/don't like to do.
- Invite someone to do an activity on the weekend.

What content will students master?

Vocabulary:

爱好 - Hobbies

|     |                        |
|-----|------------------------|
| 听音乐 | Listen to music        |
| 看电影 | Watch movies           |
| 看电视 | Watch television       |
| 做作业 | Do homework            |
| 踢足球 | Play football (soccer) |
| 打篮球 | Play basketball        |
| 打网球 | Play tennis            |
| 跑步  | Run                    |
| 跳舞  | Dance                  |
| 游泳  | Swim                   |

Grammar:

Sentence structures:

|               |                  |
|---------------|------------------|
| 最             | The most         |
| 不太            | Not too (much)   |
| 常常            | Often            |
| 每天            | Every day        |
| 有意思           | Interesting      |
| 还是...? Or...? |                  |
| 喜欢            | Like             |
| 会             | Can, know how to |

Vocabulary  
Grammar  
Sentence Structures

Technology

What rich-content resources will students view at home?

<https://www.youtube.com/watch?v=zQJ9xgp9JOg>

Where will the resources be posted online? Flash drive available for students

At Home Resources

What activities will students complete at home?

- Watch, Summarize, Questions Worksheet
- Interview a Celebrity Sports person

How will students demonstrate mastery?

- Interview a Celebrity Sports person.

Summative Assessment

Formative Assessment

What activities will students complete in-class to apply the new content?

- Quiz about sports
- Talk Partner Observations
- Questions Worksheet
- Koosh Ball Observations

RESOURCES

- Flash-drives with video content
- Letter to parents
- W.S.Q worksheets
- Video URLs
- Interview Task Cards

# Flip It!

<http://www.creativechinese.com/flip-it/>

More  
class time

Independent  
learners

Support  
from parents

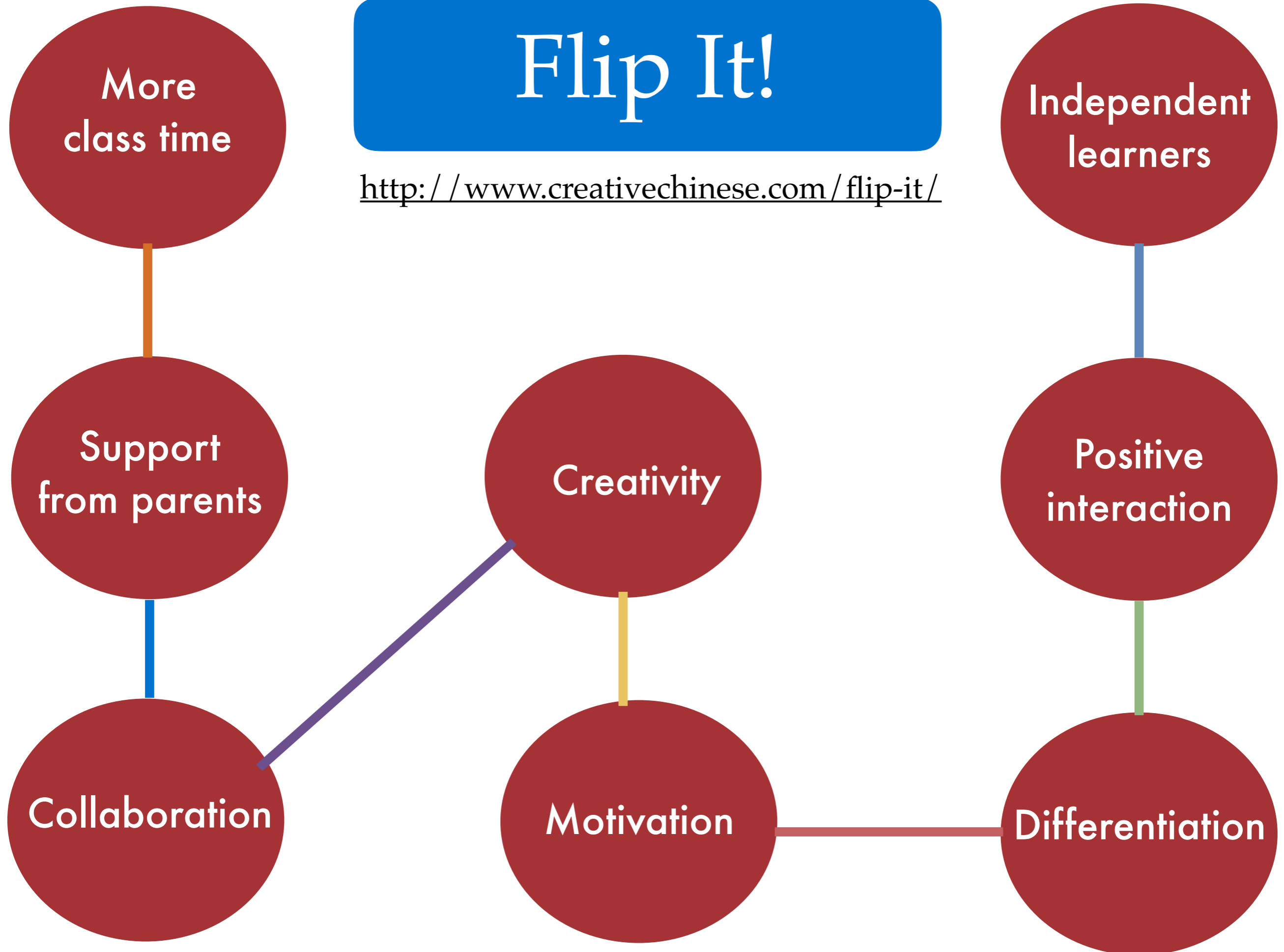
Creativity

Positive  
interaction

Collaboration

Motivation

Differentiation



# Questions? Comments?

## The Flipped Classroom Model

My Email (optional): \_\_\_\_\_

FEEDBACK: \_\_\_\_\_

QUESTIONS: \_\_\_\_\_



<http://www.creativechinese.com/london>

Email: [shaz@creativechinese.com](mailto:shaz@creativechinese.com)